



# 2012 ANNUAL REPORT



UNITING EQUESTRIAN SPORTS IN QUEENSLAND



**EQUESTRIAN**  
**QUEENSLAND**

**2012 Board Listing**

President:	Peter Toft
Vice-President:	Des Hughes (March to September) Peter Fitzgerald (July to December)
Treasurer:	Karen Herald
Members	David Finch Ray Roe Lesley Sullivan (January to June) Cathi Collier (June to December) Julie Bland (July to December)

**2012 Staff Listing**

General Manager:	Rob Ferguson
Administration Manager:	Samantha Duffy
Accounts Officer:	Gemma Chambers
Administration Officer:	Jodie Daly
Sport Development Officer:	Sasha Ulasowski Katherine Plomer

Consultants:	Keran Ainslie
--------------	---------------



## 2012 Annual Report

### Table of Contents

Agenda.....	4
Minutes of Previous Meeting (21 March 2012).....	5
Chairperson's Report .....	7
General Manager's Report .....	8
Awards Evening Report .....	11
Carriage Driving Report .....	13
Dressage Report .....	14
Eventing Report .....	18
Interschool Report .....	21
Jumping Report .....	25
Show Horse Report .....	28
Vaulting Report .....	31
Treasurer's Report .....	33
Financial Report .....	34

## NOTICE OF ANNUAL GENERAL MEETING

**NOTICE IS HEREBY GIVEN** to the Members of Equestrian Queensland Inc. that the 2012 Annual General Meeting of the Association will be held at Sports House South, 866 Mains Rd, Woolloongabba Qld 4102, commencing at **7.00 PM on Wednesday, 20 March 2013.**



### AGENDA

- 1.0 Welcome by the Board Chairperson
- 2.0 Attendance
- 3.0 Apologies
- 4.0 Proxies
- 5.0 Confirmation of the Minutes of the 2011 Annual General Meeting held on Wednesday, 21 March 2012
- 6.0 Receive and Adopt the 2012 Annual Report of the Branch
- 7.0 Presentation and Adoption of the 2012 Audited Financial Statements of the Branch
- 8.0 Election of Office Bearers
  - Election of Members to Equestrian Sport Committees
    - Show Horse
    - Vaulting
    - Dressage
- 9.0 Appointment of Branch Auditor
- 10.0 Notice of Motion for a Special Resolution related to Constitutional change.

**“That the Constitutional amendments relating to sports governance as present and approved by the Board of Equestrian Queensland Inc. be accepted.”**

**Moved: J Bland**

**Seconded: R Roe**

For further information on the constitutional amendments, Sport Committee By-laws, Equestrian Queensland Constitution and Proxy Form please go to <http://www.qld.equestrian.org.au/?Page=25206>

- 11.0 Close and refreshments.

Sports House South  
Level 2  
866 Main St  
Woolloongabba Qld 4102  
PO Box 1358  
Coorparoo DC Qld 4151  
P 07 3891 6611  
F 07 3891 3088  
E [efaq@efaq.com.au](mailto:efaq@efaq.com.au)

[www.qld.equestrian.org.au](http://www.qld.equestrian.org.au)



**Minutes of the 2011 Annual General Meeting of Equestrian  
Queensland Incorporated  
held at 7.00 PM on Wednesday, 21 March, 2012  
at Sports House South, 866 Mains St, Woolloongabba**

**1.0 Welcome**

The Branch Chairperson, Peter Toft, welcomed all Members to the 2011 Annual General Meeting of the EQ. He declared the Meeting open at 7.00pm having the required quorum present or in proxy to conduct the meeting.

**2.0 Attendance**

**Members:**

P Toft	J Willis	K Jones	M Charles	N Aird
D Hughes	A Scott	J Shaw	N O'Farrell	K Wilson
V Nichols	L Stephen	G Lung	A Deeks	
C Lok	A Barton	S Duffy	L Raleigh	

**In Attendance:**

R Ferguson

**3.0 Apologies**

I Bakels-Noreen	K Herald	T Walls
L Sullivan	S Austin	M Fedricks

**4.0 Proxies:**

Nil

**5.0 Confirmation of Minutes of Previous Annual General Meeting**

The Minutes of the 2011 Annual General Meeting of the EQ held on March 21, 2011, having been circulated, were taken as read.

**Motion 1: -**

"That the Minutes of the 2011 Annual General Meeting be confirmed as a true and correct record."

**Moved: V Nichols    Seconded: C Lok    CARRIED: 10.AGM.01**

**6.0 Receive and Adopt the 2011 Annual Report**

The Chairperson tabled and noted the receipt of the Reports from the Sport Committees as contained in the 2011 Annual Report, as well as his Report, that of the General Manager, the Honorary Treasurer and the Auditor.

The Chairperson asked for any questions about the Reports.

**Motion 2: -**

"That the 2011 Annual Report of the EQ be received and adopted."

**Moved: L Stephen    Seconded: N O'Farrell    CARRIED: 10.AGM.02**

**7.0 Honorary Treasurer's Report and the 2011 Audited Financial Statements**

P Toft tabled the Treasurer's Report.

**Motion 3: -**

"That the Treasurers Report of the EQ be approved."

**Moved: A Barton    Seconded: A Deeks    CARRIED: 10.AGM.03**

**8.0 Election of Office Bearers**

P Toft addressed the election of Board and Sport Committee members.

**Board Representatives**

1. Peter Toft
2. Ray Roe

were declared elected to three-year terms on the Board of EQ.

**Carriage Driving**

No election was held as no nominations were received. Appointment may be made to fill any casual vacancies

**Dressage Committee**

1. Kate Wilson
2. Naomi O'Farrell

were declared elected to three-year terms on the Dressage Committee of EQ.

### **Eventing Committee**

1. David Duffy 35 votes
2. Kathy Humphrey 26 votes

were declared elected to three-year terms on the Eventing Committee of EQ.

### **Interschool Committee**

No election was held as no nominations were received. Appointment may be made to fill any casual vacancies

### **Showjumping Committee**

1. Don Sullivan

was declared elected to three-year terms on the Showjumping Committee of EQ.

### **Show Horse Committee**

1. Ashley Cooper 10 votes
2. Chloe Newman 9 votes

were declared elected to three-year terms on the Show Horse Committee.

### **Vaulting Committee**

1. Angela Deeks
2. Melanie Fedricks

were declared elected to three-year terms on the Vaulting Committee.

### **Motion 4: -**

"That the Ballots be destroyed."

**Moved: A Scott      Seconded: D Hughes CARRIED: 10.AGM.04**

Peter Toft congratulated all those who were elected.

### **9.0 Appointment of Branch Auditor**

### **Motion 5: -**

"William Buck be appointed as the EQ Branch Auditors."

**Moved: V Nichols      Seconded: A Deeks CARRIED: 10.AGM.05**

### **10.0 Notices of Motion (Special Resolutions)**

That Hon. Life Membership with Equestrian Queensland Inc. Be bestowed on Boyd Exell for achievements and service to the sport of Carriage Driving and equestrian sport in general.

**Moved: P Toft      Seconded: V Nichols CARRIED: 10.AGM.06**

In favour 15 against 0 therefore carried.

### **11.0 Closure**

The Chairperson declared the meeting closed at 7.10 pm .



## CHAIRPERSONS' REPORT

It gives me great pleasure to present to you the 2012 Annual Report.

As Chair of EQ, I am pleased to be able to again present to you an organization that has rebounded from a few difficult years to consolidate and post a pleasing surplus, despite some trying issues presented to us earlier in the year.

The Board has worked hard over the course of 2012, to consolidate the financial situation of the sport and I would like to thank the staff for the support they have provided to the Board in this endeavour. As a result of these efforts, we have turned the finances around some \$85,000 over the course of the last year, with the sport as a whole turning over close to \$2 million dollars, a wonderful result for all concerned.

We have continued to work with BioSecurity Qld and the Queensland Horse Industry Alliance to ensure we keep our members abreast of Hendra virus issues, particularly now a vaccine has been introduced to the market. We will ensure members have up to date information as it is made available and encourage members to continue to be vigilant, aware of biosecurity and management recommendations.

Equinet continued to challenge both the Board and members at times but with some hard work and constant communication with EA and members we have managed to get beyond many of the issues at this time and it is pleasing to have seen so many members use the platform to renew membership for 2013 with far greater ease than they experienced in 2012.

### Highlights of 2012

With the opening of the State Equestrian Centre, in late 2011, we had the opportunity to again see Dressage Qld conduct a CDI-W mid 2012. The event was a wonderful success and certainly showcased the centre and our sport at its best.

On top of this, plans are underway for the development of an eventing course at the State Centre, with the provision of extra land next to the current venue. This is promising news for the sport to finally be obtaining a true State Centre, where we can showcase all aspects of our sport at the one purpose built venue.

Ready Set Trot hit the market late 2012 (formerly Go Gallop), with the program launched to the sport at Equitana in Melbourne. The program has gained strong support from the Australian Sports Commission, especially the Active After School component. Equestrian Qld is justly proud of the development of this program and the benefits we believe will accrue to our sport as a result of its implementation.

Equestrian Qld members were again successful at the EA Annual Awards. Congratulations to all nominees and aware winners:

Sue Austin	Administrator of the Year
Beau & Linda Dowsett	Owners of the Year
Al Reef R M Williams	Endurance Event of the Year Festival
Jaybee Alabaster	Domestic Horse of the year

Closer to home from an award perspective Chelsea Higgins was successful in winning a Rising Star Award at the Womensport Qld Awards.

High Performance has again been a focus of the sport with sport committees and the Board reviewing selection criteria and the refining of the pathways program in conjunction with EA. This is an important component of the sports delivery if we are going to see more Qld riders achieve success nationally and internationally. This will continue to be an important facet of the sport moving forward into 2013.

Equestrian Qld, via the Interschool committee again hosted the Australian Interschool Equestrian Championships in Toowoomba. This is the second time we have hosted this event and the first time under the new national structure developed for Interschool Nationals. The event was a wonderful success with great performances as well as a lot of fun being had by all.

I would like to thank Interschool Qld and the Nationals sub-committee for all their efforts in putting such an amazing event on the ground that gave so many young riders a wonderfully positive experience.

The EQ Awards Night was again a wonderful success bringing nearly 250 members and supports from all aspects of our sport together, to celebrate the success of 2012. This was the 8<sup>th</sup> Awards Night and they have become an integral part of our sport recognizing the efforts of all who contribute to the conduct of equestrian sports in this State. Special thanks goes to Prydes Easi-Feed and Local Horse Magazine for the streaming of the entire event on the world wide web. This was a first for the sport here in Qld.

I would also like to thank all supporting sponsors on the night as well as congratulating all nominee and award category winners for the efforts you put into this sport in 2012.

Looking forward to 2012 I feel the sport has a promising year ahead after moving on from some of the challenges faced over the last 12 to 18 months. It is important we all continue to work cohesively and recognize our place within the broader horse community, which should make 2013 another strong year for EQ and its members.

The direction of the Board in moving forward, will focus largely on the newly developed Strategic Plan 2013-16. This direction is based on the 4 Pillars of:

**PARTICIPATION** across all levels of the sport;  
**EXCELLENCE** in the delivery of equestrian sport;  
**FINANCIAL PERFORMANCE** to make the sport financially sustainable, and  
**MEMBERSHIP SERVICES** that provides value to members.

I would like to personally thank all members of the EQ Board in 2012 for their strong engagement on the many issues before them over the past year and for the manner in which they addressed the challenges and looking at all matters from a whole of sport perspective. My reflection on the 2012 Board will be the diversity of the skill and passion they bring to the governance of our sport.

In 2012, the staff under the direction of the General Manager, Rob Ferguson and Operations Manager, Sam Duffy, excelled in the delivery of the sports services to the members and our sport committees, through a clear, positive and engaging dialogue with all levels of the sport. On behalf of the Board, I wish to thank them for their efforts and for the professional manner in which they service the sport.

All volunteer based sports rely on the tremendous contribution made by many unheralded groups of individuals who are the backbone of the sport and I wish to thank them for their support and commitment to our sport. I look forward to continuing to work closely with you all in 2013.

In closing, I would like to thank all those organisations that have supported the sport over the course of the last year, with product or cash sponsorships. We are ever reliant on your support and it is greatly appreciated. I also wish to acknowledge and thank the State Government via Sport and Recreation Services for their ongoing support and assistance given to all levels of the sport.

I wish all our members, whether you're a rider, official, owner, coach, administrator or volunteer, all the best for a wonderful 2013.

**Peter Toft**  
**Chairperson**



## GENERAL MANAGER'S REPORT

2012 again proved to be a challenging year from the outset, but again the sport rose to the challenge before it turned, what could have been an otherwise difficult year, into a positive one.

It was also wonderful to see individuals in the sport that we all know, compete on the world stage at the London Olympics. The venue was amazing, located at Greenwich Park and despite the occasional lapses in weather, well it is England, the crowds were huge and the competition excellent. Unfortunately, 2012 did not turn out to be a good year for Australia.

The membership renewal process at the start of 2012 was a little difficult with Equenet, the national IT platform not operating as expected and on top of that uncertain climatic conditions again made kicking off the season a difficult exercise for all competition organisers.

In saying this, we managed to get over the hurdle of both situations to move forward and with the normal perseverance that has become an aspect of equestrian sports we moved forward to post some good results.

Operationally, it has not been an easy year for the Board or staff as we strived to work through some financial shortfalls to bring the organization back to a positive cash situation. I am happy to say we have managed to get through this difficult period in a positive and cohesive manner and now move forward with a more optimistic approach to the financial wellbeing of EQ. The Audit figures certainly auger well for this, moving into 2013.

In reviewing the year gone by, we have certainly had our fair share of excitement and difficulties, but then is it ever any other way within our sport?

### Hendra

Not long enough after we overcame EI, we are now again confronted with a virus that is potentially far more devastating to both horse and human. This year saw an unprecedented increase in the volume of information available about this virus, as a result of increased research and finally the development of a vaccine.

For any horse owner, there is always the need to remain vigilant and while EQ continues to provide our members with the most up to date information available, ultimately we will always encourage members to speak with their personal Vets to assess their own needs. Voluntary vaccination for this virus is the policy of EQ and we will continue to encourage members to seek professional advice prior to taking any further action.

### Ready Set Trot (Formerly Go Gallop)

This program, which originated out of EQ, has now taken on a whole new face and become the sports entry level national participation program. The program has been developed to deliver in the school environment, riding schools, clubs, Interschool and through Coaches. It is a huge boost to the sport overall to now have a program that is recognized by the Active After School system right across Australia, finally having a pathway to take those interested in equine activity right up to competition level.

### Just Dreaming Art Union

EQ partnered with Just Dreaming to launch the sports first online Art Union, as part of our efforts to generate further income for the sport. While much promotion was undertaken, the cash outcome was not as successful as we would have liked, despite the great profiling EQ and the sport obtained. I have to thank the efforts of all concerned, in particular Beau and Linda Dowsett for giving us the opportunity to try something very different to what we have been able to do before.

### Australian Interschool Championships

Queensland hosted this event for the second time in 4 years, with this event being lauded as the best Nationals to date. The event was superbly organized by the Interschool Qld Nationals Committee, incorporating not only the competition program but an educational and social program as well.

All participants, families and managers agreed everyone had an excellent experience over the course of the event, making new friends, renewing old acquaintances and on many occasions achieving person bests in the competition arena. The 2013 Nationals will move to WA for the first time in the events history.



### Queensland State Equestrian Centre

2012 saw the first full year of operation of this centre as well as the conduct of the first CDI-W in Qld for some time. The CDI-W was a wonderful showcase for the Centre and the sport and congratulations go to all who put so much time and effort into bringing this event to fruition.

In addition to this, the Festival of Dressage moved to the venue in 2012 to host the biggest Festival to date. We all look forward to building on these successes in 2013.

While still in the planning stage, the development of an eventing course at the State Centre has come a little closer to reality with the acquisition of additional land adjacent to the main venue and the commencement of a mapping exercise for the proposed course. This is excellent news, particularly in light of the situation facing the sport of eventing at this time, with venues access becoming increasingly difficult.

### Awards Night

The 8<sup>th</sup> Annual Awards were again a wonderful evening for the sport and all those that contribute to it, to celebrate the achievements of those individuals that go that extra yard in making our sport what it is.

The event was again held at the Royal on the Park, with just on 250 in attendance and it being live streamed on the world wide web. I would love to thank Pryde's Easi-Feeds and the Local Horse Magazine for their wonderful support in allowing us to undertake this initiative.

It was an excellent evening, enjoyed by all who attended, with thanks going to the EQ staff for all their efforts in bringing this event in on budget, while still presenting a top class event.

Congratulations to all nominee and award winners. All EQ Award winners are subsequently nominated for the EA Annual Awards to be held late April 2013.

### Para equestrian development

Equestrian Qld continues to support this initiative with assistance coming from Dressage and Interschool, as our sport continues to strive to provide access to those individuals wishing to experience the joy of riding competitively within their chosen sport.

I would like to thank all those involved in providing continued assistance to all athletes that have entered this program from EQ clubs, Interschool Qld, the McIntyre Centre, coaches and parents alike. The opportunity, joy and pleasure this program is bringing to an ever-increasing number of individuals is reward enough in itself.

### Sport Management

EQ continues to develop associations with such organisations as the Queensland Horse Industry Alliance and Biosecurity Qld, to ensure the voice of our members is heard on all matters affecting the equine industry and in particular the performance horse sports.

Medication Control continues to remain central to our efforts to ensure the sport and those competing in it can do so on fair and equitable grounds. Not to mention the importance this is to the welfare of the horse. Our program continues to become stronger on the ground from year to year and it is excellent news to know EQ did not have a positive test result in 2012.

EQ have continued to administer Equestrian Northern Territory membership and provide administration support to the sports development in the top end. The move to assist the NT in this manner has continued to prove extremely successful with ongoing growth in membership, events and officials development activities.

Coach education under the control of Sasha Ulasowski has continued to consolidate its activities in terms of courses and programs conducted throughout the State. Also, in conjunction with EA, Sasha has been co-ordinating the delivery of the new EA High Performance Pathway program within Queensland. This will continue into 2013 with greater emphasis being placed on State based High Performance as a result of a revamped EA program following on from the London Olympics.

Membership for 2012 came in lower than the previous year impacted on again by the new online platform and less than favourable climatic conditions. The sports membership at this time continues to plateau and there is a clear need to reinvigorate the sport through club development activities as supported by the Board, through its funding program, along with a membership review, as is currently being undertaken by EA. We hope the future brings a new growth and excitement to our sport in this respect.

2012 saw the departure of Keran Ainslie from EQ to take on work with Cavalia, which premiered in Queensland early March 2013. We thank Keran for all her efforts and endeavours to further profile our sport through sponsorship and media alike. It was not an easy task, but one Keran certainly excelled at through her enthusiasm, professionalism and sheer determination.

The Board, as part of its governance review process, approved a number of recommendations received following on from an independent review of the sports governance structure, conducted late 2011. These changes predominantly focused on the sports management from a sport committee perspective and will be put to the members to approve or reject the

suggested Constitutional amendments, at the 2012 AGM.

Sport and Recreation Queensland has again provided EQ with increased financial support in 2012. Although not totally reliant on the support the Queensland Government provides to this organization, we are most appreciative of the ongoing assistance we receive, as it allows us to continue to support the sport and deliver initiatives in a manner we may not otherwise be able to do.

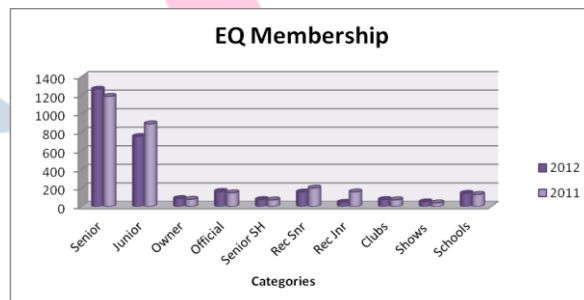
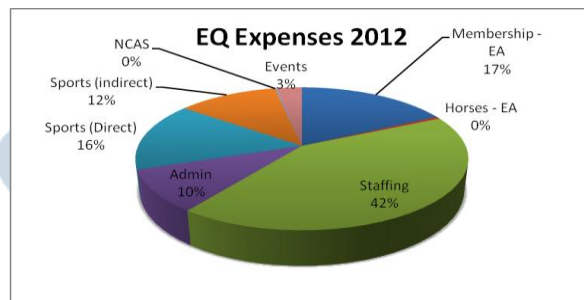
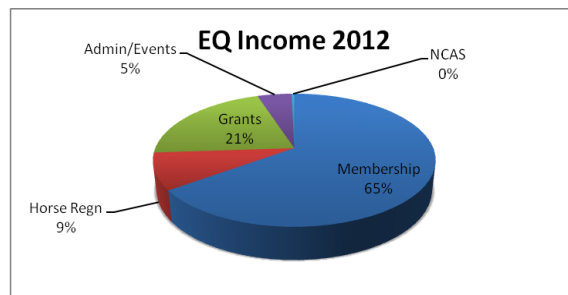
I would also like to thank the numerous sponsors that have supported both EQ and our various sports over the course of the year and the Staff of EQ for their ongoing support, dedication and efforts. It has not been an easy year in some respects and I do appreciate the efforts of all who put this organization on a better footing moving forward into 2013.

It is also important that I recognize and thank the many volunteers, administrators and officials who manage our clubs and events. Their assistance and support in maintaining equestrian sports in the manner they have over the past 12 months is invaluable to the ongoing operations of the sport. We, as a State Sporting body are ever reliant on such assistance to implement programs and associated activities aimed at growing our sport throughout the State.

Finally, but no means least, it would be remiss of me not to thank Mr Peter Toft for his ongoing support as Chair of the EQ Board and the Board itself for its guidance, perseverance, advice and dedication to the continued growth and development of equestrian sports in Queensland.

**Robert Ferguson**  
CEO

# EQUESTRIAN QUEENSLAND



# THE 2012 EQUESTRIAN QUEENSLAND AWARDS EVENING

## The 2012 Equestrian Queensland Annual Awards

The Annual Awards Night again celebrated the success and hard work of the many riders, volunteers, administrators, officials and sponsors associated that make our sport happen week in and week out, across the State.

240 people attended the awards, hosted by Hamish Cargill, including Equestrian Queensland Board members, sport committee members, sponsors, previous award winners, state and international athletes and their guests.

The decorated venue was a spectacle in itself, along with the wonderfully presented video package that accompanied the awards presentation. All felt welcome and had a great evening, from the time they entered the cocktail area, through to the main hall for the presentations and dancing later in the evening.

It was indeed a celebration of all that is good in equestrian sports and the following award winners clearly deserved the accolades they received on the evening.

Award winners for 2012 were:



*Horse of the Year 2012*



*Fairbanks Corgi - Owned by Matt & Shaw Davidson*



*Owner of the Year 2012*



*Cheryl O'Brien - Remi Stud*



Local Horse Magazine



*Administrator of the Year 2012*



*Kate for Hefferon*



*Club of the Year 2012*



*Pink Ridge Adult Riding Group*

*Volunteer of the Year 2012*



*Kerri-Lee Ryder*



*Event of the Year 2012*



*Australian Interscholar Nationals Championships*



*School of the Year 2012*



*Stuartholme*



*Interscholar Team of the Year 2012*



*Scott PRL College*



*Para-Equestrian of the Year 2012*



*Chelsea Higgins*



*Junior Sport's Star of the Year 2012*



*Brooke Langbecker*



*Service to Equestrian Sport, 2012*



*Nanami O'Farrell*



STR  
NSLA

*Service to Junior Sport, 2012*



*Madonna Bell*

*Officer of the Year 2012*



*Nanami O'Farrell*



Please note: photo of Mattea Davidson award winner of the Sport Star of the Year category, accepted on her behalf by Ken Bowman, was not taken.



## CARRIAGE DRIVING REPORT

No written report received.

Created: 20/03/2013 12:43 PM

Carriage Driving Qld

PO Box 1358  
Coorparoo DC QLD 4151

### Profit & Loss Statement

January 2012 To December 2012

Email: efaq@efaq.com.au

4-0000	Income		
4-1250	Grant	\$1,500	
	Total Income		\$1,500
	Gross Profit		\$1,500
6-0000	Expenses		
6-1120	Depreciation	\$100	
6-1130	Trailer Registration	\$168	
	Total Expenses		\$268
	Operating Profit		\$1,232
8-0000	Other Income		
9-0000	Other Expenses		
	Net Profit/(Loss)		\$1,232



## DRESSAGE REPORT

### 2012 Focus

#### 1. Strengthen the existing ranks of the sport.

Reason- official dressage riders were becoming disillusioned with the sport, with the rise in costs and the perceived lack of benefits to be an official rider if not at the elite level. To help rectify this, DQ has introduced

- DQ Rider Medals, Newcomer Rider Awards, Presented at DQ Awards Night (ongoing)-
- Raising profile of DQ awards night (record attendance of 220 people)
- 2012 State Championship promoted as the Championships for all DQ riders. (This resulted in record entries, and new riders joining the sport- 655 tests over 3 days)
- Introduction of Division 2 Trial. This System has filled a huge need within the sport to support our existing riders and give benefits to our riders, no matter what their age or experience or talent level.
- Continuation of the Festival of Dressage (organised by the FOD Committee), with specific targets including development and training of all levels of Dressage Rider, from Associate to Official.

#### 2. Improve recognition to Volunteers at a club level.

- Recognition through a high profile DQ Award a Volunteer of the Year award.

#### 3. Improved Financial Accounting.

- Towards the end of 2012, DQ has recognised the need to improve the tracking of individual projects and accounts. This system has been developed, and is in the process of being implemented among the DQ subcommittees. The new system allows DQ to better report project income and expenditures in a quick, easy to read format.
- Following on from previous 4 year's board directives to spend the backlog of funds, in 2013, DQ will be consolidating finances, and ensuring the longevity of the myriad development projects. This will mean a restructure of many projects from DQ financially supporting their start up, to helping them stand on their own feet, and ultimately, generate modest income to fund future projects.

#### 4. Succession Planning.

- In 2012, DQ and some of our Subcommittees was joined by new team members, so throughout 2012, these team members have become familiar with processes and procedures. Looking ahead to 2013, DQ is formalising this process, with several team members currently "understudying" key roles within DQ to ensure continuity, and to assist future change overs.

#### 5. Young Riders

- Appointment of a Young Rider High Performance Manager, (Sam Booth), who is specifically qualified and

appointed to liaise direct with the YR Squad, Selectors, DQ and YR Committees, as well as parents. The role of YR HPM was found necessary to be the impartial party in dealing with and encouraging the development of these young developing riders into seasoned and sportsmanlike athletes of the future.

- 2012 also saw the integration of the QLD YR Squad into more senior programs. This has removed the "gap" between the two squads, with many of the senior squad riders becoming mentors for our younger squad members.

#### **6. Young Horse**

- The QLD Young Horse Championship now has a new home with the Brisbane CDI. This allows a wonderful opportunity for our Young Horses to be at the peak of their age group when competing at the State YH Champs. (final weekend of July)

#### **7. HPM**

- The ongoing HPM program of DQ has been extremely successful through 2012.
- The Brisbane CDI was brought back into the DQ calendar with a resounding success. This competition catered for QLD's Elite and up and coming riders, and also saw several NSW and Vic riders coming up to see what the new QSEC facility had to offer. DQ decided to open this event with a splash, ensuring a high standard of competition admin and atmosphere for such a prestigious event in QLD.
- DQ is noting an increase in FEI combinations, which is a very exciting thing for our sport. This is helping create a stronger FEI competition base for our top riders to train and compete with.
- 2012 saw several international trainers conducting clinics in QLD. While many of these were privately organised, this is noted to be a contributing factor to the increase in standard within the state. DQ aims to continue to encourage riders and support such

clinics into 2013 with squad lesson funding.

#### **8. Judge Education**

- In 2012, one of the biggest expenditure of the sport was for Judge Education. Through the DQJSC, DQ spent approx \$14000 on training new and existing judges across the State. This is a big, but necessary expense for our sport, and DQ is currently looking at ways to fund the training of our officials into 2013.

#### **9. Regional Development**

- Again in 2012, Regional riders were granted \$200 travel reimbursement to compete at the QLD State Champs.
- The standard of the sport in the regions is on the increase, with the QLD State Coach travelling more frequently to regional QLD to conduct clinics. Allowing fresh input of training opportunities to our regional riders, at a subsidised price.
- 2012 and 2013 has also seen regional riders make it to the QLD Squad.

Overall, the entire Dressage QLD Team, including the subcommittees, are looking forward to a very busy year ahead. We are particularly looking forward to working with the other EQ Sports to support the development of equestrian officials, riders and supporters, co-ordinating our efforts for the benefits of the Dressage and Equestrian community.

#### **Dressage Queensland**

**Profit & Loss Statement**

Dressage Queensland

January 2012 To December 2012

4-0000	Income		
4-1000	Administration		
4-1100	Bank Interest	\$1,913	
4-1140	Fundraising	\$2,000	
4-1250	Grants	\$22,750	
	<b>Total Administration</b>		<b>\$26,663</b>
4-2000	Clinics / Courses / Seminars		
4-2230	Catering income	\$136	
4-2500	Nominations / Entries	\$23,125	
4-2800	Sponsorship	\$24,364	
	<b>Total Clinics / Courses / Seminars</b>		<b>\$47,625</b>
4-3000	Event Income		
4-3100	Catering	\$4,279	
4-3170	Advertising	\$1,150	
4-3190	Other	\$2,968	
4-3300	Donations / Gifts	\$2,500	
4-3310	Fundraising	\$20,971	
4-3320	Sponsorships	\$58,465	
4-3400	Hire	\$16,221	
4-3430	Stabling and Camping	\$33,486	
4-3440	Merchandise	\$588	
4-3450	Program Sales	\$4,541	
4-3500	Judges / Officials	\$4,545	
4-3800	Nominations / Entries	\$131,907	
4-3900	Travel and Accommodation	\$164	
	<b>Total Event Income</b>		<b>\$281,785</b>
4-4000	Functions		
4-4600	Ticket Sales	\$14,998	
	<b>Total Functions</b>		<b>\$14,998</b>
4-6000	Levies		
4-6018	Horse Downgrades	\$636	
4-7000	Magazine / Newsletter		
4-7100	Advertising	\$250	
	<b>Total Magazine / Newsletter</b>		<b>\$250</b>
4-8000	Squads / Teams		
4-8700	Clothing	\$3,591	
	<b>Total Squads / Teams</b>		<b>\$3,591</b>
	<b>Total Income</b>		<b>\$375,548</b>
	<b>Gross Profit</b>		<b>\$375,548</b>
6-0000	Expenses		
6-1000	Administration		
6-1100	Bank Charges	\$334	
6-1120	Depreciation	\$844	
6-1130	Donations / Gifts	\$734	
6-1200	Judges / Officials	\$856	
6-1260	Division 2 Expenses	\$1,801	
6-1300	Meetings	\$729	
6-1500	Postage	\$473	
6-1510	Printing	\$267	
6-1520	Stationery	\$234	
6-1530	Telephone	\$482	
6-1700	Travel and Accommodation	\$1,447	
	<b>Total Administration</b>		<b>\$8,202</b>



## Profit & Loss Statement

Dressage Queensland

January 2012 To December 2012

6-2000	Clinics / Courses / Seminars		
6-2200	Hire	\$7,825	
6-2230	Catering	\$164	
6-2240	Administration Costs	\$298	
6-2300	Judges / Officials	\$9,584	
6-2700	Travel and Accommodation	\$21,744	
6-2800	Subsidy	\$352	
Total Clinics / Courses / Seminars			\$39,967
6-3000	Event Expenses		
6-3100	Catering	\$36,582	
6-3120	Decorations	\$499	
6-3130	Equipment	\$7,179	
6-3140	Printing and Stationery	\$5,834	
6-3150	Postage	\$18	
6-3160	Telephone	\$45	
6-3170	Advertising	\$5,264	
6-3180	Event Management	\$9,165	
6-3190	Other	\$1,431	
6-3200	Development Fund	\$3,727	
6-3300	Donations / Gifts	\$998	
6-3320	Sponsorships	\$42,868	
6-3400	Hire	\$50,501	
6-3410	Riders	\$375	
6-3430	Stabling and camping	\$29,879	
6-3440	Merchandise	\$812	
6-3450	Program costs	\$2,430	
6-3500	Judges / Officials	\$10,117	
6-3600	Licences	\$245	
6-3700	Medical / First Aid	\$1,069	
6-3710	Veterinary	\$400	
6-3800	Nominations / Entries costs	\$3,987	
6-3810	Prizes / Prize Money	\$40,261	
6-3900	Travel and Accommodation	\$39,639	
Total Event Expenses			\$293,327
6-4000	Functions		
6-4200	Catering	\$10,157	
6-4700	Entertainment	\$218	
6-4900	Trophies	\$2,878	
Total Functions			\$13,253
6-7000	Magazine / Newsletter		
6-7300	Printing / Production	\$3,000	
Total Magazine / Newsletter			\$3,000
6-8000	Squads / Teams		
6-8100	Coaching / Instruction	\$26,594	
6-8110	Venue hire	\$2,445	
6-8400	Senior	\$48	
6-8500	Travel and Accommodation	\$845	
6-8900	Uniforms	\$10,609	
Total Squads / Teams			\$40,541
Total Expenses			\$398,290
Net Profit/(Loss)			-\$22,742



## EVENTING REPORT

The Eventing Queensland Committee for 2012 comprised of seven committee members and one co-optee.

Tony Walls	President
David Duffy	Vice President
Deb Postle	Treasurer
Pam McGarrigle	Secretary
Trevor Heffernan	Squad Co-ordinator
Lloyd Raleigh	General Committee
Kathy Humphrey	General Committee
Clare Fowler	Clinic Co-ordinator

2012 saw a season with 17 'local' events and a handful of 'must attends' in the Southern States. The stalwart Clubs of Fig Tree Pocket, Kooralbyn, Warwick, Toowoomba, Burpengary & Fraser Coast were joined, by the newly formed Tamborine Equestrian Group, in hosting competitions for our Queensland eventers.

Our participation rate attracts more Senior riders than Juniors. On average 80 to 100 junior and slightly more senior riders, around 15% and 12% of total membership respectively. Unfortunately, we have noted that Junior competitors fell off towards the end of the year, contributing factors could be the downturn in the economy, lack of Interschool qualifiers? This participation number is also limited to venue size, availability and infrastructure at most competitions. To assist Interschool, a number of events were also tagged as Interschool Qualifiers upon request.

Our competition year culminated in the State Championships, which was held at Kooralbyn as a CCI event which attracted over 250 competitors from QLD and interstate.

In 2012 EVQ were active in the following areas.

- Three squads were announced comprising of 30 riders from Elite standard to Young Rider.
- Two clinics were conducted at Warwick and Fig Tree Pocket offering Nationally Accredited Coaches such as Stuart Tinney, Megan Jones, Rebel Morrow, David Green, Kevin McNab and Sam Lyle to squad members and the general public.
- A scoring seminar was introduced to educate and encourage volunteers in scoring software.
- To increase membership and raise the profile of our sport TDSJC hosted an initiative program to introduce riders to Eventing. The weekend was open to non EA riders who were members of PCAQ or TDSJC. Fig Tree Pocket also ran a 'Train the Test' day with Dressage Judges Kay Paulsen and Ricki McMillan and Show Jumping expert Shane Davidson, after identifying that Eventers would benefit from Dressage and Show Jumping competition training.
- 10 Portable X Country jumps were purchased from OTT, these jumps will be available for all Clubs to use at comps and training days.
- Assistance to regional clubs was given.
- Sandale Saddlery were major sponsors through the Sandale Saddlery Leaderboard.
- Darren Wilson and Wilpak continued to assist EVQ and all its members by hosting the EVQ Awards Dinner, the Committee is very grateful to Darren for all his support.

- Eventers were particularly successful at the Equestrian Queensland Awards, particular mention must be made of Mattea Davidson and Fairbanks Cargo, the Sports Star and Horse of the Year respectively and Kristen Heffernan, Administrator of the Year.
- Tamborine Equestrian Group in their inaugural year was a finalist in the “Club of the Year’ Category.
- On Course our monthly publication continues to keep everyone up to date with the latest news and results.

### 2012 Queensland 3 Day Event

The 2012 Queensland 3 Day Event was deemed to be a huge success. The weather held and although the grounds appeared a little dry the going remained good for the 175 rides. This was the third time that the event was held, this year attracting a naming right sponsor in National Farmers Warehouse, testament to the success of previous events.

Sylvia Roberts once again presented a challenging course appropriate to the elite level of the competition. Credit must be given to Tony Walls, the event director, for running a seamless event and to Reg Weatherill for mustering the dollars that enabled this huge budget event to run at a profit.

The tangible result lay in the fact that \$15,000 worth of physical assets were made to the course for future riders to enjoy.

2013 will see an even more elaborate event with the introduction of a new equestrian concept; the “State of Origin” competition between NSW and Qld. Two major naming rights sponsors underpin a strong sponsorship campaign and the event has already attracted large entries and several very high profile celebrities and elite riders. More information on this year’s event will be forthcoming when the bragging begins.....

The Committee would like to extend its congratulations to all the riders who finished the 2012 season in Adelaide and particularly to Natalie Siiankoski and Smart Show Off who came home with 2<sup>nd</sup> place, Kristy Douglas and Cushavon Crackerjack 3<sup>rd</sup>, Jen Kinsella and Jimmy O’Reilly in 7<sup>th</sup> and Junior Rider Bella English riding Feldale Mouse with 8<sup>th</sup> place – four Queenslanders in the top 10, a fantastic effort.

Special thanks to all our volunteers and committees who work tirelessly for our sport as well as all the staff at EQ for their help.

Finally, farewell and many thanks to Tony Walls and Lloyd Raleigh who are retiring after this year.

### Eventing Queensland



**Profit & Loss Statement**

January 2012 To December 2012

4-0000	Income		
4-1000	Administration		
4-1100	Bank Interest	\$744	
4-1250	Grants	\$16,250	
4-1600	Equipment	\$182	
	Total Administration		\$17,176
4-2000	Clinics / Courses / Seminars		
4-2500	Nominations / Entries	\$28,211	
4-2600	Stabling and camping	\$1,923	
	Total Clinics / Courses / Seminars		\$30,133
4-4000	Functions		
4-4600	Ticket Sales	\$4,582	
	Total Functions		\$4,582
4-8000	Squads / Teams		
4-8900	Clothing	\$455	
	Total Income		\$52,346
	Gross Profit		\$52,346
6-0000	Expenses		
6-1000	Administration Costs		
6-1100	Bank Charges	\$252	
6-1120	Depreciation	\$1,315	
6-1300	Meetings	\$106	
6-1600	Equipment	\$2,791	
6-1700	Travel and Accommodation	\$249	
	Total Administration Costs		\$4,714
6-2000	Clinics / Courses / Seminars		
6-2200	Hire	\$5,487	
6-2300	Judges / Officials	\$21,615	
6-2500	Nominations / Entries	\$1,463	
6-2700	Travel and Accommodation	\$1,596	
6-2800	Catering	\$181	
	Total Clinics / Courses / Seminars		\$30,343
6-3000	Event Expenses		
6-3100	Catering	\$36	
6-3250	Scoring & Results	\$1,500	
6-3810	Prizes / Prize Money	\$333	
6-3900	Travel and Accommodation	\$1,035	
	Total Event Expenses		\$2,904
6-4000	Functions		
6-4700	Entertainment	\$100	
6-5300	Grant Writer		\$1,450
6-7000	Magazine / Newsletter		
6-7300	Printing	\$200	
6-8000	Squads / Teams		
6-8900	Uniforms	\$1,776	
	Total Expenses		\$41,488
	Operating Profit		\$10,858
8-0000	Other Income		
9-0000	Other Expenses		
	Net Profit/(Loss)		\$10,858



## INTERSCHOOL REPORT

**Interschool mission statement “to develop the individual through the discipline of equestrian sport”**

2012 was another busy year for Interschool Queensland’s state and regional committees and our riders. We have a rider base of approximately 589 riders from 137 primary and secondary schools across the State. This is an increase of 27% from last year. The continuing growth of our membership of riders and participating schools has been very encouraging and has increased the profile of our sport in the school community.

Our competition year culminated in the National Interschool Championships which were held this year at Toowoomba in October 2012. This was an excellent opportunity for IQ to showcase the dedication and professionalism of our committee and sub-committees as there was a great deal of hard work and organisation required to ensure this was an extremely successful national event. Many thanks to the E Q Board for their continued financial support with \$10,000 budgeted for the National Championships.

Over the past 12 months our notable achievements have been:-

- Continued increase of growth in membership.
- Continued increase in the number of competitions run by affiliated schools and tag on days with EQ dressage, showjump and eventing clubs.
- The successful inaugural Interschool Showcase Day that was run in December at Fig Tree Pocket. People from far away as Kingaroy, Jimboomba, Kenilworth and Toowoomba attended this day that was organised by our Sport Development Officer, Katherine Plomer. Various guest speakers and displays showcased what

Interschool Queensland can offer its members with many of those involved extremely happy to be involved in subsequent days. The plan is now to take this Showcase Day to the other regions as well.

- The 2012 Eventing State Championships in April were affected by the wet weather and had to be moved from Maryborough to Fig Tree Pocket with only a few weeks notice. We are thankful to the FTP Committee who rallied to ensure the grounds were in excellent condition for our competitors. Riders travelled from all over the State to attend and it was a very successful event with some outstanding results from riders competing from pre into to 2\*.
- Wet weather again prevailed at our State Championships held at Maryborough in the June/July school holidays and eventually we were able to run our event on a reduced program with the support of the ground staff, judges and parents to ensure the 256 competitors had the best possible chance to safely compete across the 5 disciplines. There was a significant amount of positive feedback from sponsors, visitors and the Fraser Coast Council about the running of these State Championships, which is proof of the professionalism with which the committee dealt with the organisation of the event, in challenging circumstances.
- The Queensland Interschool Team of 104 riders and 111 horses attended the 2012 National Interschool Championships in Toowoomba with Queensland winning the Overall Championship team as well as

some wonderful individual results. IQ are very proud of the performance, behaviour and presentation of the State team and we believe Queensland continues to set the standard as we work towards our mission statement. Our thanks go to our State Chef d'Equipe Mr Richard King who again volunteered his time for the event and Mrs Madonna Bell as the Team Manager for facilitating the day to day organisational duties of the team. The assistance both of these officials gave to the team was invaluable. We also had great support from Katherine Plomer and Gemma Bowman who assisted with administration and financial requirements. Many thanks also to our parents who volunteered as discipline convenors, stewards and assisted with the many duties involved with taking so many riders and horses to this type of event. Of course, this event would not have been possible without the tireless effort put in by our National Championships sub-committee led by Mrs Jane Summers and Mr Don McDougall. These people, aided by many a great number of volunteers, were the backbone of this huge event. There were 277 riders from 7 states and territories that competed on 340 horses over 5 days, riding 490 dressage tests, and jumping 600 rounds of showjumping. Queensland provided 45 loan or pool horses for competitors from WA, TAS and NT. Many of these riders won ribbons and even champions on these loan horses. The event attracted quite a bit of media attention during and prior to the event with coverage by the local WIN TV over three nights and 3 days of coverage in the local paper, The Chronicle. There was also coverage of the event in the Country Life and other local press. The online coverage was also good with stories appearing on the EA website, Horsezone and other sites during the event.

- The Interschool National Committee which is made up of representatives from each State and Territory has been charged with developing a national set of

rules for Interschool competition and encouraging participation and educational opportunities for our riders Australia wide. Queensland has the most active interschool program and many of our ideas have been used as templates for the other States. We have also secured a national sponsor APNGA who is sponsoring each State championship and the annual national championships.

- Our Sport Development Officer Katherine Plomer has been welcomed in to the team and has proven herself to be an invaluable asset to the Interschool committee as well as the schools and their convenors. IQ uses a large percentage of our funding from EQ to subsidise this position and feel that this allocation of funds has enabled us to put resources in the growth and promotion of our sport.
- Interschool provides a pathway to the official EA competition structure and we are continuing to work with the other sporting committees to advance this aim and gain a better understanding of how we can work together to channel our riders through to open competition.
- Our ongoing commitment to Para Equestrian classes at our dressage competitions and the inclusion of the use of Para grading cards for riders to participate in showhorse and 3 phase showman events.
- We have been very successful, through the hard work of our VP Mark Paulsen, in retaining and developing mutually beneficial relationships with several sponsors for our events this year and into the future. Equissage has again agreed to be a major sponsor. Our thanks to Ian, Lucie and their team for their continued support. Our key sponsor for 2012 was DRB Floats who donated a \$12 000 double horse float that was raffled and drawn at the National Championships. Damian has also undertaken the servicing and upgrading of our trailers. We also thank Tophorse.com.au and Paul Smith Photography for their sponsorship this past year.

- With the SEQ region now equipped with a jump trailer and a dressage trailer, the committee is now purchasing dressage equipment and a trailer for the Darling Downs region. This forms part of the strategic plan to support growth and opportunities in the other regions and provide sufficient equipment to enable them to run successful regional championships as well as providing the schools in their areas with equipment to run qualifying events and training days.
- At the Equestrian Queensland Awards night we are proud to congratulate Coach of the Year – Richard King (Coach at Scots PGC College), Event of the Year – 2012 Australian Interschool National

Championships, School of the Year – Stuartholme School, Interschool Team of the Year – Scots PGC College and Service to Junior Sport – Madonna Bell

This is my last official duty as the president and chair of Interschool Queensland. May I thank the tireless workers on the State and Regional Committees, the EQ Board members and office staff, judges, officials, sponsors and volunteers and of course parents for their assistance and commitment to provide quality competition for our riders

#### **Interschool Queensland**



## Profit & Loss Statement

Interschool Queensland

January 2012 To December 2012

4-0000	Income		
4-1000	Administration		
4-1010	Bank Interest	\$3,348	
4-1030	Fundraising	\$4,159	
4-1250	Grants	\$10,000	
	Total Administration		\$17,507
4-3000	Event Income		
4-3100	Catering	\$26,156	
4-3170	Advertising/Trade Stands	\$2,409	
4-3320	Sponsorship	\$35,227	
4-3400	Hire	\$17,930	
4-3430	Stabling / Camping	\$141,003	
4-3800	Nominations / Entries	\$149,595	
	Total Event Income		\$372,321
4-8000	Squads / Teams		
4-8800	Uniforms	\$30,520	
	Total Squads / Teams		\$30,520
	Total Income		\$420,348
5-0000	Cost Of Sales		
	Gross Profit		\$420,348
6-0000	Expenses		
6-1000	Administration		
6-1020	Bank Charges	\$37	
6-1040	Depreciation	\$3,972	
6-1050	Donations / Gifts	\$284	
6-1070	Meetings	\$117	
6-1080	Postage / Printing	\$143	
6-1090	Stationery / Office Supplies	\$1,713	
6-1110	Equipment	\$1,454	
6-1120	Travel / Accommodation	\$216	
6-1130	Trailer Registration	\$518	
6-1140	Membership Subsidy	\$317	
	Total Administration		\$8,771
6-2000	Clinics / Courses / Seminars		
6-2020	Catering	\$57	
6-2030	Coach / Presenter	\$1,595	
6-2040	Travel / Accommodation	\$327	
	Total Clinics / Courses / Seminars		\$1,980
6-3000	Event Expenses		
6-3010	Catering	\$33,766	
6-3020	Cleaning	\$4,369	
6-3030	Hire	\$95,050	
6-3040	Printing / Stationery	\$3,393	
6-3050	Postage	\$745	
6-3060	Telephone	\$737	
6-3070	Advertising	\$136	
6-3080	Merchandise	\$166	
6-3090	Judges / Officials	\$55,824	
6-3110	Medical / First Aid	\$9,378	
6-3120	Nomination / Entries Costs	\$8,101	
6-3130	Ribbons and Trophies	\$33,058	
6-3140	Travel / Accommodation	\$26,947	
6-3150	Stabling and Camping	\$2,491	
6-3160	Course Building	\$2,450	
6-3170	Other	\$3,221	
	Total Event Expenses		\$279,834
6-4000	Functions		
6-4060	Hire	\$7,940	
	Total Functions		\$7,940
6-8000	Squads / Teams		
6-8030	Uniforms	\$36,127	
	Total Squads / Teams		\$36,127
	Total Expenses		\$334,652
	Net Profit/(Loss)		\$85,696





## JUMPING REPORT

Queensland Showjumping Committee started the year with a full committee that was proactive and positive, looking forward to a great year for showjumping in Queensland.

We held our world cup for the first time at the Gatton Showgrounds in the first weekend of August. We were blessed with good weather and huge numbers from all regions of the country. We had some great new sponsors and the local people stated that it was the biggest equestrian event ever held in the Lockyer Valley and was a boost to the local economy. We were fortunate that we had some great volunteers that helped the weekend run very smoothly, these included the rail stewards from the Darling Downs Correctional Facility that worked tirelessly over the 4 days that was at no cost to the committee.

We were very grateful to Guy Creighton for supplying 2 new sponsored jumping fences for our world cup event that were very effective and looked fabulous. This has prompted the committee to seek individuals that would like to design their own sponsored jumps to specifications and Guy has volunteered to be the coordinator of these jumps. We now have at least 8 new jumping fences that will be a part of the 2013 world cup at Gatton.

At this weekend we invited a team of young riders from New Zealand to compete as part of the Trans Tasman Tour. Both teams were supplied with borrowed horses and a very exciting competition ended with our Queensland young riders as the winners.

The return visit to New Zealand for our young rider team was in December which saw a change of winners to the New Zealand team.

This should make for great competition in 2013 when New Zealand are invited again to our world cup weekend as this has been a very long standing and friendly competition of our close pacific ocean neighbours, often nicknamed 'The Ditch'. A big thank you to Guy as the organiser and Chef de Equip for the QLD team who gives up his own time to oversee the success of this ongoing competition.

Queensland also had great success at the National Showjumping titles held in Werribee, Victoria in October that saw for the second year running a win to our junior team and great individual wins for Brooke Langbecker, receiving runner up Australian Junior Champion. Our young rider team at the titles came in third and the senior team was fourth.

The committee again ran the Foxhunter Final at Laidley Showgrounds at the end of September, unfortunately numbers were down with many Queenslanders heading south for the Victorian run and also the National Interschool competition was held in Toowoomba over the same weekend. In 2013 the committee will work hard on revamping this final as we have great support from Mitavite who have been very loyal to us for many years providing rugs and product throughout the year at qualifiers held at affiliated agriculture shows and events and we look forward to a bigger and brighter partnership with them in the future.

One of our priorities for 2012 was to continue training our existing officials and also encouraging and training new officials. We were fortunate enough to hold 2 judges and course designer clinics with great success as the sport would not exist, as we know it,

without well trained, experienced judges and course designers.

We saw 3 resignations from our committee during the year, but we have been very lucky to claim some experience and knowledge in new committee members being Graeme Watts, a previous member and also a national selector, national jumping committee member and a national course designer and David Manuel who comes with a vast knowledge and experience as previously represented South Australia on their Equestrian Board. We also gained a very new committee member who has worked tirelessly seeking sponsorship for our squad members, Sue Healy sought and gained Prydes and Sandale Saddlery as our major sponsors for the Queensland squads. This is a major achievement and we welcomed Sue with open arms and thanked her profusely.

We were all very happy to see our great junior rider, Brooke Langbecker take the 2012 Junior

Sports Star of the year at the EQ awards night, congratulations to a very deserved win to not only a great up and coming rider, but to a very humble young lady.

The committee have organised the first jumping clinic in over 2 years with a Jamie Coman clinic held at the Gatton showgrounds in mid February that was well attended with a great outcome, all riders were extremely happy with the clinic that they have asked for the committee to organise a follow up clinic at the end of April. This again has not been achieved for a number of years so it is good to see that we have a dedicated team that are trying to provide our members with better communication through our website and also hope to generate more income with some exciting initiatives that we are hoping to take on board to enable us to provide even more training opportunities for our riders and officials than we have previously.

**Jumping Queensland**



EQUESTRIAN  
QUEENSLAND

**Profit & Loss Statement**

PO Box 1358

Coorparoo DC Qld 4151

January 2012 To December 2012

ABN: 79 598 577 242

Email: accounts@efaq.com.au

<b>Income</b>		
Administration		
Bank Interest	\$1,069	
Grant Income	\$16,891	
Other	\$700	
Equipment Hire	\$2,182	
<b>Total Administration</b>		<b>\$20,842</b>
<b>Event Income</b>		
Other	\$141	
Sponsorships	\$4,922	
Foxhunter Levy	\$1,146	
Merchandise	\$1,338	
Corporate Sales	\$632	
Nominations / Entries	\$50,263	
Travel and Accommodation	\$1,799	
<b>Total Event Income</b>		<b>\$60,240</b>
<b>Total Income</b>		<b>\$81,081</b>
<b>Gross Profit</b>		<b>\$81,081</b>
<b>Expenses</b>		
<b>Administration Costs</b>		
Bank Charges	\$1,756	
Depreciation	\$2,965	
Trailer Registration	\$1,199	
Meetings	\$91	
Equipment	\$158	
Repairs and Maintenance	\$360	
Travel & Accommodation	\$308	
<b>Total Administration Costs</b>		<b>\$6,837</b>
<b>Clinics / Courses / Seminars</b>		
Catering	\$173	
Judges / Officials	\$1,012	
Course Building Schools	\$286	
Travel & Accommodation	\$608	
<b>Total Clinics / Courses / Seminars</b>		<b>\$2,079</b>
<b>Event Expenses</b>		
Catering	\$4,293	
Equipment	\$629	
Printing & Stationery	\$400	
Telephone	\$232	
State & Country Sponsorship	\$5,000	
Hire	\$26,602	
Stabling and camping	\$1,326	
Merchandise	\$1,738	
Program costs	\$2,355	
Judges / Officials	\$1,850	
Medical / First Aid	\$596	
Veterinary	\$100	
World Cup Expenses	\$2,050	
Nomination / Entries Costs	\$100	
Prizes / Prize Money	\$29,021	
Travel & Accommodation	\$5,005	
<b>Total Event Expenses</b>		<b>\$81,296</b>
<b>Functions</b>		
Entertainment	\$655	
<b>Total Expenses</b>		<b>\$90,867</b>
<b>Operating Profit</b>		<b>-\$9,785</b>
<b>Other Income</b>		
<b>Other Expenses</b>		
<b>Net Profit/(Loss)</b>		<b>-\$9,785</b>



## SHOW HORSE REPORT

2012 was quite a busy time for Show Horse and proved to be a huge year.

The year began with our Hack show and measuring day at Gatton Show grounds on 12th February 2012, this provided members to have their horses measured then compete at the first hack show for the year. Financially it cost us way more than we took on the day for Show Horse.

March 12th we held our second Youth Show at the Park Ridge Pony Club, number where down considerably so Show Horse feels that 2013 will not be holding being a Youth Show. Financially this has started Show Horse off in debt for the start of 2012

April we provided our Anzac Day show at Park Ridge Pony Club. As the club grounds were the basis for most of our 2012 shows it was great to see so much support by members and spectators. The introduction of more Show Hunter classes which we provided in 2010 seems to support our, larger program for our riders and also encouraged some new members to the council. The introduction of new classes has proved to be popular and we hope the program continues to expand.

The superb quality of horses entered for the 2012 Newcomer/Intermediate & Owner Rider Horse of the Year held on June 9th was evidence of the support and dedication from Show Horse members. We did lack hugely in a major sponsor for the day. Which as you would be aware cost us financially over all for this show?

The interstate judges of the day commented on the outstanding quality of horses at the event as well as the venue, catering, organisation and ambiance of the day June

also should have boasted the 3rd Young Rider School.

With very few applications received and the weather not being in our favour for the June 11th event it was unfortunate that our riders did not support this event.. And we had to cancel it.

In July we held the third Patricia Barnwell Memorial Champion of Champion Show.

Due to our finances we withdrew prize money for each champion winner and reserve champion winners, but did still manage to give \$500 for both our supreme hack, and supreme hunter of the show. We did change the judges from 3 judges to 2 judges to save on some cost which we feel might have contributed to the low entries.

The National State Qualifier EQ Horse of the Year followed in September 2012, this event was sponsored by Nerang Saddle World which was the hard work of one of our committee members, Toni.

The event was held on 22nd and 23rd of September and huge commendations are extended to the committee for their huge efforts in organizing and running a brilliant show. The change in number ensured a record number of entries attended and the show was enjoyed by a huge amount of spectators both local and interstate. Some spectators even travelled as far as Tasmania! A superb National team was formed from the Champion and Res-Champions of each ridden class. The team were eligible to attend the National Show Horse and Rider Championships held in Melbourne and provided an excellent indication of the standard of QLD horses.

In December we sent off a very competitive team to represent QLD at the 2012 National Show Horse and Rider Championships held in Melbourne.

Financially, Show Horse had a very bad 2012. Eventhough, the committee have attempted to sort this out, to achieve this we need to ensure that we receive the necessary input and assistance from volunteers and the competitors.

The committee looks forward to a very busy 2013 and we wish all members the best of luck for future competitions.

#### **Show Horse Queensland**



**Profit & Loss Statement**

January 2012 To December 2012

4-0000	Income		
4-1000	Administration		
4-1250	Grant	\$5,000.00	
	Total Administration		\$5,000.00
4-3000	Event Income		
4-3320	Sponsorships	\$1,604.56	
4-3800	Nominations / Entries	\$21,322.40	
	Total Event Income		\$22,926.96
4-8000	Squads / Teams		
4-8800	Uniforms	\$6,263.16	
	Total Squads / Teams		\$6,263.16
	Total Income		\$34,190.12
	Gross Profit		\$34,190.12
6-0000	Expenses		
6-1000	Administration Costs		
6-1120	Depreciation	\$486.49	
6-1200	Judges / Officials	\$1,190.00	
6-1300	Meetings	\$375.01	
6-1520	Stationery	\$234.28	
	Total Administration Costs		\$2,285.78
6-3000	Event Expenses		
6-3100	Catering	\$2,219.09	
6-3170	Advertising	\$436.36	
6-3400	Hire	\$4,306.72	
6-3440	Merchandise	\$601.36	
6-3500	Judges / Officials	\$1,905.21	
6-3700	Medical / First Aid	\$200.00	
6-3800	Nominations / Entries costs	\$2,765.45	
6-3810	Prizes / Prize Money	\$14,290.99	
6-3900	Travel and Accommodation	\$3,424.71	
	Total Event Expenses		\$30,149.89
6-4000	Functions		
6-4700	Entertainment	\$436.36	
	Total Functions		\$436.36
6-7000	Magazine / Newsletter		
6-7100	Advertising	\$218.18	
	Total Magazine / Newsletter		\$218.18
6-8000	Squads / Teams		
6-8900	Uniforms	\$4,488.80	
	Total Squads / Teams		\$4,488.80
	Total Expenses		\$37,579.01
	Operating Profit		-\$3,388.89
8-0000	Other Income		
9-0000	Other Expenses		
	Net Profit/(Loss)		-\$3,388.89



## VAULTING REPORT

The primary focus of the Queensland Vaulting Committee in 2012 has been consolidation and education of our young committee members to allow those who participate in the sport to assume the management of the sport. We are pleased to say that we have been somewhat successful in the building of confidence in the members and we are now having regular formal meetings and have prepared a management plan for the next 4 years.

Queensland Vaulters numbers are increasing and although EQ members have provided support and encouragement to a few “non member players” we struggle to get them “over the line” and into the EQ family. There has been good growth in Fassifern Vaulting Group and we will see increased EA membership in that group in 2013. Kingfisher Vaulters resumed competitive activities this year and are working with a small group.

Ella Springs are working with a recreational group and a few competing vaulters who are progressing well. There is some interest from a group in Byron Bay who are benefitting from QLD expertise and although their members will be NSW based they are another means to promote the sport and create interest.

There is a great collegiate spirit in vaulting and all groups are valued for their efforts in growing the sport .

The committee worked well to organise the State Championships. Many lessons were learned from this event and planning for 2013 Championships, with improvements included, is well under way. Tristyn Lowe, National Vaulting Performance Director presented a clinic for Equestrian Queensland member vaulters late in the year.

This clinic was intended to provide all EQ vaulters with the opportunity for input from an Australian Elite level Coach and create incentive and commitment to EQ membership. The participants believe it was a great success.

Queensland Vaulters were selected in the 2012 High Performance Squad and have all benefitted from exposure to that program. Fassifern Vaulting had Jerri Butt compete at CVI Ermelo Netherlands 2012 and Lucy Betts was the test vaulter at the Junior European Championships 2012. Queensland has had great success at the Australian National Championships 2012 with Fassifern bringing home the National Champion Team, The Male National Champion and winners in Individual B, Pas De Deux and Ella Springs brought home the winners of Individual C and Individual D.

Overall a very exciting and successful year has passed and we are looking forward to more consolidation and development in 2013 with more competition, more members and more Champions!

**Vaulting Queensland**

**Profit & Loss Statement**

January 2012 To December 2012

4-0000	Income		
4-1000	Administration		
4-1100	Bank Interest	\$496	
4-1250	Grant	\$7,100	
4-2000	Clinics / Courses / Seminars		
4-2500	Nominations / Entries	\$3,832	
4-3000	Event Income		
4-3400	Hire	\$215	
4-3440	Merchandise	\$1,164	
4-3800	Nominations / Entries	\$3,228	
Total Income			\$16,035
Gross Profit			\$16,035
6-0000	Expenses		
6-1000	Administration Costs		
6-1100	Bank Charges	\$25	
6-1120	Depreciation	\$378	
6-1530	Telephone	\$227	
6-2000	Clinics / Courses / Seminars		
6-2200	Hire	\$977	
6-2300	Judges / Officials	\$3,625	
6-3000	Event Expenses		
6-3160	Telephone	\$45	
6-3400	Hire	\$1,010	
6-3410	Riders	\$1,140	
6-3440	Merchandise	\$309	
6-3800	Nominations / Entries costs	\$580	
6-3810	Prizes / Prize Money	\$788	
6-3900	Travel and Accommodation	\$661	
Total Expenses			\$9,765
Operating Profit			\$6,271
8-0000	Other Income		
9-0000	Other Expenses		
Net Profit/(Loss)			\$6,271





## TREASURER'S REPORT

### Financial Statements to 31<sup>st</sup> December 2012

Equestrian Queensland has performed exceptionally well in 2012 reporting a consolidated income of \$1,810,094 (2011: \$1,511,153) which is approximately a \$300,000 increase on the previous year. The \$300,000 increase is the result of increased event activity by the subcommittees rather than an increase in membership numbers.

Financial records continue to be maintained in a timely and accurate manner with tax compliance up to date. For continuity, the auditors from 2011 were retained and found no issues with the accounts of Equestrian Queensland.

Expenses for Equestrian Queensland were below budget resulting in a surplus of \$30,892

for head office operations and contributed to an overall consolidated surplus of \$99,033 [2011: (\$25,834) deficit].

Cash at bank levels have normalised to a healthy \$665,498 at 31<sup>st</sup> December 2012 (2011: \$274,553) following regular processing of Equenet funds by Equestrian Australia and the receipt of the Department of Sport and Recreation Administration Grant in December 2012.

Funding of the subcommittees and FEI events, will be maintained at a similar level to 2012 and the 2013 budget is forecast to produce a modest surplus.

**Karen Herald**  
Treasurer

EQUESTRIAN  
QUEENSLAND

## INDEPENDENT AUDITOR'S REPORT TO THE MEMBERS OF EQUESTRIAN QLD INC.

### Report on the Financial Report

We have audited the accompanying financial report, being a special purpose financial report of Equestrian Queensland Inc. (the Association), which comprises the statement of financial position as at 31 December 2012, the statement of comprehensive income, statement of changes in equity and statement of cash flows for the year then ended, notes comprising a summary of significant accounting policies and other explanatory information, and the statement by members of the Committee.

#### *Committee's Responsibility for the Financial Report*

The Committee of the Association is responsible for the preparation of the financial report, and have determined that the basis of preparation described in Note 1, is appropriate to meet the requirements of the *Associations Incorporation Act (Qld) 1981* and is appropriate to meet the needs of the members. The Committee's responsibility also includes such internal control as the Committee determines is necessary to enable the preparation of a financial report that is free from material misstatement, whether due to fraud or error.

#### *Auditor's Responsibility*

Our responsibility is to express an opinion on the financial report based on our audit. We have conducted our audit in accordance with Australian Auditing Standards. Those standards require that we comply with relevant ethical requirements relating to audit engagements and plan and perform the audit to obtain reasonable assurance whether the financial report is free from material misstatement.

An audit involves performing procedures to obtain audit evidence about the amounts and disclosures in the financial report. The procedures selected depend on the auditor's judgement, including the assessment of the risks of material misstatement of the financial report, whether due to fraud or error. In making those risk assessments, the auditor considers internal control relevant to the entity's preparation of the financial report that gives a true and fair view in order to design audit procedures that are appropriate in the circumstances, but not for the purpose of expressing an opinion on the effectiveness of the entity's internal control. An audit also includes evaluating the appropriateness of accounting policies used and the reasonableness of accounting estimates made by the Committee, as well as evaluating the overall presentation of the financial report.

We believe that the audit evidence we have obtained is sufficient and appropriate to provide a basis for our audit opinion.

Sydney  
Melbourne  
Brisbane  
Perth  
Adelaide  
Auckland

Level 21, 307 Queen Street, Brisbane QLD 4000  
GPO Box 563, Brisbane QLD 4001  
Telephone: +61 7 3229 5100 • Facsimile: +61 7 3221 6027  
williambuck.com

William Buck is an association of independent firms, each trading under the name of William Buck across Australia and New Zealand with affiliated offices worldwide. Liability limited by a scheme approved under Professional Standards Legislation other than for acts or omissions of financial services licensees.

  
Praxity  
ASSOCIATE  
MEMBER OF THE  
INSTITUTE OF ACCOUNTANTS  
AND FINANCIAL SERVICES

**INDEPENDENT AUDITOR'S REPORT TO THE MEMBERS OF EQUESTRIAN QLD INC. (CONT)***Auditor's opinion*

In our opinion, the financial report presents fairly, in all material respects, the financial position of Equestrian Queensland Inc. as at 31 December 2012, and of its financial performance and its cash flows for the year then ended in accordance with the financial reporting requirements of the *Associations Incorporation Act (Qld) 1981* and the accounting policies described in Note 1 to the financial statements.

*Basis of accounting*

Without modifying our opinion, we draw attention to Note 1 to the financial report, which describes the basis of accounting. The financial report has been prepared to assist Equestrian Queensland Inc. to meet the requirements of the *Associations Incorporation Act (Qld) 1981*. As a result, the financial report may not be suitable for another purpose.

*William Buck*

**William Buck (Qld)**  
ABN 11 603 627 400

*[Signature]*

.....  
**J A Latif**  
A Member of the Firm

Dated this *8<sup>th</sup>* day of *March* 2013

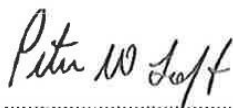
**EQUESTRIAN QUEENSLAND INC.****STATEMENT BY THE COMMITTEE**

The committee has determined that the Association is not a reporting entity and that this special purpose financial report should be prepared in accordance with the accounting policies outlined in Note 1 to the financial statements.

In the opinion of the members of the Committee:

- (a) the accompanying statement of comprehensive income is drawn up so as to give a true and fair view of the results of the Association for the year ended 31 December 2012;
- (b) the accompanying statement of financial position is drawn up so as to give a true and fair view of the state of affairs of the Association as at 31 December 2012; and
- (c) at the date of this statement, there are reasonable grounds to believe that the Association will be able to pay its debts as and when they fall due.

This statement is made in accordance with a resolution of the committee and is signed for and on behalf of the committee by:-



.....  
Peter Toft - Chairman

Brisbane *8<sup>th</sup> March* 2013

**EQUESTRIAN QUEENSLAND INC.**  
**STATEMENT OF COMPREHENSIVE INCOME**  
**FOR THE YEAR ENDED 31 DECEMBER 2012**

		<b>2012</b>	<b>2011</b>
		<b>\$</b>	<b>\$</b>
Revenue	2	1,810,094	1,511,153
Expenses	3	(1,711,061)	(1,536,987)
		<hr/>	<hr/>
Net surplus (deficit) attributable to members		99,033	(25,834)
Other comprehensive income		-	-
		<hr/>	<hr/>
Total comprehensive income for the period attributable to members		99,033	(25,834)
		<hr/>	<hr/>

To be read in conjunction with the accompanying notes.

**EQUESTRIAN QUEENSLAND INC.**  
**STATEMENT OF FINANCIAL POSITION**  
**AS AT 31 DECEMBER 2012**

	Notes	2012 \$	2011 \$
<b>CURRENT ASSETS</b>			
Cash and cash equivalents		620,514	241,021
Trade and other receivables	4	17,340	10,661
Inventories		-	4,568
Prepayments		27,644	18,303
		<u>665,498</u>	<u>274,553</u>
<b>TOTAL CURRENT ASSETS</b>			
<b>NON-CURRENT ASSETS</b>			
Plant and equipment	5	101,243	98,191
		<u>101,243</u>	<u>98,191</u>
<b>TOTAL ASSETS</b>			
		<u>766,741</u>	<u>372,744</u>
<b>CURRENT LIABILITIES</b>			
Trade and other payables		25,515	26,416
Unearned income	6	344,541	58,846
Employees entitlements – annual leave		24,502	28,302
		<u>394,558</u>	<u>113,564</u>
<b>TOTAL CURRENT LIABILITIES</b>			
<b>NON-CURRENT LIABILITIES</b>			
Employees entitlements – long service leave		46,454	32,484
		<u>46,454</u>	<u>32,484</u>
<b>TOTAL LIABILITIES</b>			
		<u>441,012</u>	<u>146,048</u>
<b>NET ASSETS</b>			
		<u>325,729</u>	<u>226,696</u>
<b>EQUITY</b>			
Accumulated surplus		325,729	226,696
		<u>325,729</u>	<u>226,696</u>

To be read in conjunction with the accompanying notes.

## EQUESTRIAN QUEENSLAND INC.

STATEMENT OF CASH FLOWS  
FOR THE YEAR ENDED 31 DECEMBER 2012

	Notes	2012 \$	2011 \$
CASH FLOWS FROM OPERATING ACTIVITIES			
Receipts from members		2,265,712	1,657,130
Payments to suppliers		(1,880,202)	(1,963,370)
Interest received		16,850	11,670
		<u>          </u>	<u>          </u>
Net cash generated from (used in) operating activities	7	402,360	(294,570)
		<u>          </u>	<u>          </u>
CASH FLOWS FROM INVESTING ACTIVITIES			
Purchase of property, plant and equipment		(22,867)	(37,359)
		<u>          </u>	<u>          </u>
Net cash used in investing activities		(22,867)	(37,359)
		<u>          </u>	<u>          </u>
Net increase (decrease) in cash and cash equivalents held		379,493	(331,929)
Cash and cash equivalents at the beginning of the year		241,021	572,950
		<u>          </u>	<u>          </u>
Cash and cash equivalents at the end of the year		620,514	241,021
		<u>          </u>	<u>          </u>

To be read in conjunction with the accompanying notes.

**EQUESTRIAN QUEENSLAND INC.****STATEMENT OF CHANGES IN EQUITY  
FOR THE YEAR ENDED 31 DECEMBER 2012**

	\$
<b>Accumulated surplus</b>	
Balance 31 December 2010	252,530
Comprehensive income for the year	(25,834)
	<u>226,696</u>
Balance 31 December 2011	226,696
Comprehensive income for the year	99,033
	<u>325,729</u>
Balance 31 December 2012	<u>325,729</u>

To be read in conjunction with the accompanying notes.



## EQUESTRIAN QUEENSLAND INC.

NOTES TO AND FORMING PART OF THE FINANCIAL STATEMENTS  
FOR THE YEAR ENDED 31 DECEMBER 2012

## 1. SUMMARY OF SIGNIFICANT ACCOUNTING POLICIES

These financial statements are special purpose financial statements prepared in order to satisfy the financial reporting requirements of the *Associations Incorporation Act (Qld) 1981*. The Committee has determined that the Association is not a reporting entity.

The financial statements have been prepared in accordance with the requirements of the *Associations Incorporation Act (Qld) 1981* and the following Australian Accounting Standards:

AASB 101 : Presentation of Financial Statements  
AASB 107 : Statement of Cash Flows  
AASB 118 : Accounting Policies, Changes in Accounting Estimates and Errors  
AASB 1031: Materiality  
AASB 1048: Interpretation and Application of Standards

No other Accounting Standards, Australian Accounting Interpretations or other authoritative pronouncements of the Australian Accounting Standards Board have been applied.

The financial statements are presented in Australian dollars which is the Association's functional and reporting currency.

The financial statements have been prepared on an accruals basis and are based on historic costs and do not take into account changing money values or, except where specifically stated, current valuations of non-current assets.

The following is a summary of the material accounting policies adopted by the Association in the preparation of the financial statements. The accounting policies are consistent with those of the previous year.

a) *Plant and equipment*

Plant and equipment is carried at cost less, where applicable, any accumulated depreciation.

Depreciation

Depreciation has been charged on plant and equipment at rates assessed to match the cost of each of the assets over their economic life. Depreciation rates vary from 10% to 30% and are applied on a diminishing value basis.

The assets' residual values and useful lives are reviewed, and adjusted if appropriate, at the end of each reporting period.

Gains and losses on disposals are determined by comparing proceeds with the carrying amount. These gains or losses are included in the statement of comprehensive income.

**NOTES TO AND FORMING PART OF THE FINANCIAL STATEMENTS  
FOR THE YEAR ENDED 31 DECEMBER 2012**

## 1. SUMMARY OF SIGNIFICANT ACCOUNTING POLICIES (continued)

*b) Cash and cash equivalents*

For purposes of the statement of cash flows, cash includes deposits at call which are readily convertible to cash on hand and which are used in the cash management function on a day to day basis, net of outstanding bank overdrafts.

*c) Financial instruments**Recognition*

Financial instruments are initially measured at cost on trade date, which includes transaction costs, when the related contractual rights or obligations exist. Subsequent to initial recognition these instruments are measured as set out below:

*Financial assets at fair value through profit and loss*

A financial asset is classified in this category if acquired principally for the purpose of selling in the short term or if so designated by management. Derivatives are also categorised as held for trading unless they are designated as hedges. Realised and unrealised gains and losses arising from changes in the fair value of these assets are included in the statement of comprehensive income in the period in which they arise.

*Loans and receivables*

Loans and receivables are non-derivative financial assets with fixed or determinable payments that are not quoted in an active market and are stated at amortised cost using the effective interest rate method.

*Held-to-maturity investments*

These investments have fixed maturities, and it is the entity's intention to hold these investments to maturity. Any held-to-maturity investments held by the entity are stated at amortised cost using the effective interest rate method.

*Available-for-sale financial assets*

Available-for-sale financial assets include any financial assets not included in the above categories. Available-for-sale financial assets are reflected at fair value. Unrealised gains and losses arising from changes in fair value are recognised as other comprehensive income.

*Financial liabilities*

Non-derivative financial liabilities are recognised at amortised cost, comprising original debt less principal payments and amortisation.

**NOTES TO AND FORMING PART OF THE FINANCIAL STATEMENTS  
FOR THE YEAR ENDED 31 DECEMBER 2012**

## 1. SUMMARY OF SIGNIFICANT ACCOUNTING POLICIES (continued)

c) *Financial instruments (continued)**Fair value*

Fair value is determined based on current bid prices for all quoted investments. Valuation techniques are applied to determine the fair value for all unlisted securities, including recent arm's length transactions, reference to similar instruments and option pricing models.

*Impairment*

At the end of each reporting period, the entity assesses whether there is objective evidence that a financial instrument has been impaired. In the case of available-for sale financial instruments, a prolonged decline in the value of the instrument is considered to determine whether impairment has arisen. Impairment losses are recognised in the statement of comprehensive income.

d) *Impairment of assets*

At the end of each reporting period, the entity reviews the carrying values of its tangible and intangible assets to determine whether there is any indication that those assets have been impaired. If such an indication exists, the recoverable amount of the asset, being the higher of the asset's fair value less costs to sell and value in use, is compared to the asset's carrying value. Any excess of the asset's carrying value over its recoverable amount is expensed to the statement of comprehensive income.

Impairment testing is performed annually for goodwill and intangible assets with indefinite lives.

Where it is not possible to estimate the recoverable amount of an individual asset, the entity estimates the recoverable amount of the cash-generating unit to which the asset belongs.

e) *Income tax*

No provision is made for income tax as the Committee considers the Association to be exempt from income tax pursuant to Section 50.5 of *The Income Tax Assessment Act 1997*.

f) *Employee entitlements*

Liabilities for wages, salaries and annual leave are recognised, and are measured as the amount unpaid at the reporting date at current pay rates in respect of employees' services up to that date.

A liability for long service leave is recognised, and is measured as the value of unconditional entitlements in respect of service periods exceeding five years, at pay rates applicable at the end of each reporting period.

## EQUESTRIAN QUEENSLAND INC.

NOTES TO AND FORMING PART OF THE FINANCIAL STATEMENTS  
FOR THE YEAR ENDED 31 DECEMBER 2012

## 1. SUMMARY OF SIGNIFICANT ACCOUNTING POLICIES (continued)

g) *Revenue*

Revenue is measured at the fair value of the consideration received or receivable.

Interest revenue is recognised using the effective interest rate method, which for floating rate financial assets is the rate inherent in the instrument.

Membership income is recognised as revenue over the membership period. Unearned membership income in the statement of financial position represents amounts collected for memberships which have not yet been earned.

Grant income received from Government is brought to account when received except where unspent amounts are refundable, in which case the funding is recognised over the period of expenditure.

h) *Goods and Services Tax (GST)*

Revenues, expenses and assets are recognised net of the amount of GST, except where the amount of GST incurred is not recoverable from the Australian Taxation Office. In these circumstances the GST is recognised as part of the cost of acquisition of the asset or as part of an item of the expense. Receivables and payables in the statement of financial position are shown inclusive of GST.

Cash flows are presented in the statement of cash flows on a gross basis, except for the GST component of investing and financing activities, which are disclosed as operating cash flows.

(i) *Adoption of New and Revised Accounting Standards*

There are no accounting standards issued between the previous financial statements and the current reporting date that have a material impact for the Association.

*New Accounting Standards for Application in Future Periods*

New accounting standards for application in future periods are not expected to have a significant impact on the Association.

**Critical accounting estimates and judgements**

The committee evaluate estimates and judgements incorporated into the financial report based on historical knowledge and best available current information. Estimates assume a reasonable expectation of future events and are based on current trends and economic data, obtained externally and within the Association.

There were no significant estimates or judgements used by the committee in the preparation of these financial statements.

NOTES TO AND FORMING PART OF THE FINANCIAL STATEMENTS  
FOR THE YEAR ENDED 31 DECEMBER 2012

	2012 \$	2011 \$
<b>2. REVENUES</b>		
Equestrian Queensland	951,097	979,883
Carriage Driving Queensland	1,500	4,164
Dressage Queensland	375,548	246,318
Eventing Queensland	52,346	61,985
Show horse Queensland	34,190	45,443
Showjumping Queensland	81,081	85,127
Vaulting Queensland	16,035	6,880
Interschool Queensland	420,348	194,966
	<u>1,932,145</u>	<u>1,624,766</u>
Less: inter-discipline transactions	(122,051)	(113,613)
	<u>1,810,094</u>	<u>1,511,153</u>
<b>3. EXPENSES</b>		
Administration expenses	153,946	199,605
Depreciation	19,815	15,176
Employee benefits expenses	444,954	473,648
Membership and horse registration expenses	163,616	175,305
Event expenses	649,439	397,399
Other	279,291	275,854
	<u>1,711,061</u>	<u>1,536,987</u>
Expenditure has been incurred by the various disciplines as follows:		
Equestrian Queensland	920,205	1,030,055
Carriage Driving Queensland	268	7,063
Dressage Queensland	398,290	258,842
Eventing Queensland	41,487	51,906
Show horse Queensland	37,579	51,613
Showjumping Queensland	90,867	97,041
Vaulting Queensland	9,764	6,252
Interschool Queensland	334,652	147,828
	<u>1,833,112</u>	<u>1,650,600</u>
Less: inter-discipline transactions	(122,051)	(113,613)
	<u>1,711,061</u>	<u>1,536,987</u>

NOTES TO AND FORMING PART OF THE FINANCIAL STATEMENTS  
FOR THE YEAR ENDED 31 DECEMBER 2012

	2012 \$	2011 \$
4. TRADE AND OTHER RECEIVABLES		
Trade and other receivables	17,340	11,094
Less: provision for impaired debts	-	(433)
	<u>17,340</u>	<u>10,661</u>
5. PLANT AND EQUIPMENT		
Cost	209,644	186,777
Less: accumulated depreciation	(108,401)	(88,586)
	<u>101,243</u>	<u>98,191</u>
6. UNEARNED INCOME		
Unearned membership income	128,173	58,846
Unearned grant funding	216,368	-
	<u>344,541</u>	<u>58,846</u>
7. RECONCILIATION OF CASH FLOWS FROM OPERATING ACTIVITIES WITH NET SURPLUS (DEFICIT)		
Net surplus / (deficit)	99,033	(25,834)
Non-cash flows items		
Depreciation	19,815	15,176
(Decrease) increase in provision for bad debts	(433)	(333)
Changes in assets and liabilities		
Increase in trade receivables and prepayments	(15,587)	(15,898)
Decrease (increase) in inventories	4,568	(4,568)
Decrease in trade and other payables	(901)	(21,630)
Increase (decrease) in unearned income	285,695	(253,923)
Increase in accrued employee entitlements	10,170	12,440
	<u>402,360</u>	<u>(294,570)</u>

**NOTES TO AND FORMING PART OF THE FINANCIAL STATEMENTS  
FOR THE YEAR ENDED 31 DECEMBER 2012**

	2012 \$	2011 \$
8. OPERATING LEASE COMMITMENTS		
Non-cancellable operating leases contracted for but not recognised in the financial statements		
Payable – minimum lease payments		
not later than 12 months	47,651	18,423
between 12 months and five years	43,459	-
	<hr/>	<hr/>
	91,110	18,423
	<hr/>	<hr/>
The property and equipment leases are both non-cancellable lease with a one-year term and a three-year term respectively.		

**Profit & Loss Statement**

January 2012 To December 2012

4-0000	INCOME	
4-1000	Membership Fees	
4-1015	Official	\$18,252
4-1021	Affiliate	\$13,441
4-1022	Show Society	\$1,650
4-1030	Regional Junior	\$2,018
4-1040	Junior	\$113,708
4-1042	PCA / Dual Junior Membership	\$24,196
4-1045	Senior Recreational	\$15,550
4-1046	Junior Recreational	\$3,386
4-1050	Life	\$1,045
4-1055	Swabbing	\$21,490
4-1060	Senior	\$344,740
4-1065	Senior Show Horse	\$17,191
4-1070	Joining Fee	\$10,409
4-1075	Owner Membership	\$11,414
4-1120	School Memberships	\$7,200
4-1400	Other	\$10,651
	<b>Total Membership Fees</b>	<b>\$616,343</b>
4-2000	Horse Registration	
4-2010	Life Registration	\$53,551
4-2040	Transfer Fee	\$21,842
4-2070	Change of Name	\$1,364
4-2080	Duplicate Certificate	\$727
4-2090	Bridle Numbers	\$6,449
4-2100	Lease Fee	\$727
4-2105	NT Administration Income	\$2,822
	<b>Total Horse Registration</b>	<b>\$87,481</b>
4-3000	Staffing	
4-3010	SDP Administration	\$189,588
4-3040	High Performance Funding	\$10,000
	<b>Total Staffing</b>	<b>\$199,588</b>
4-4000	Administration	
4-4002	Special Events	\$20,873
4-4004	Raffle Income	\$12,281
4-4008	Advertising Income	\$182
4-4010	Bank Interest	\$9,280
4-4020	Showjumping Score Pads	\$489
4-4060	Postage Income	\$159
4-4090	Merchandise	\$1,088
	<b>Total Administration</b>	<b>\$44,351</b>
4-7000	NCAS	
4-7100	NCAS Courses	\$2,780
4-7300	Equiskills	\$554
	<b>Total NCAS</b>	<b>\$3,334</b>
	<b>Total INCOME</b>	<b>\$951,097</b>
5-0000	Cost of Sales	
	<b>Gross Profit</b>	<b>\$951,097</b>
6-0000	EXPENSES	
6-1000	Membership & Registration	
6-1010	Horse Research Levy	\$2,578
6-1020	Bridle Numbers Expenditure	\$1,859
6-1040	National Admin Levy	\$66,792
6-1050	ICDF Levy	\$16,286
6-1060	Membership Refunds	\$885
6-1070	Insurance	\$75,214
	<b>Total Membership &amp; Registration</b>	<b>\$163,616</b>
6-3000	Staffing	
6-3010	Salaries and Wages	\$356,583
6-3011	Contract Wages	\$4,600
6-3012	Casual Wages	\$33,942
6-3015	Annual & Long Service Leave	\$10,170



**Profit & Loss Statement**

January 2012 To December 2012

6-3050	Staff Travel Expenses	\$2,404	
6-3060	Recruitment	\$140	
6-3070	Work Cover	\$729	
6-3080	Professional Development	\$4,097	
Total Staffing			\$444,954
6-4000	Administration		
6-4001	Audit Fees	\$10,422	
6-4020	Bank Fees	\$1,292	
6-4021	Merchant Fees	\$6,254	
6-4026	Nominate Collection Fees	\$30	
6-4035	Computer Costs	\$7,261	
6-4050	Courier	\$827	
6-4100	Depreciation	\$9,755	
6-4117	Donations/Gifts	\$270	
6-4160	Equipment and Furniture	\$170	
6-4170	Subscriptions	\$1,434	
6-4171	Insurance	\$5,575	
6-4200	Professional / Legal Fees	\$920	
6-4250	Lease of Equipment	\$22,139	
6-4300	Meetings Branch	\$3,490	
6-4310	Meetings Disciplines	\$578	
6-4350	AGM Expenses	\$694	
6-4400	National Meeting Expenses	\$2,969	
6-4450	Airfares Paid	\$7,788	
6-4500	Photocopying	\$13,056	
6-4510	Postage	\$7,926	
6-4515	Office Stationery/Supplies	\$4,120	
6-4520	Printing	\$8,482	
6-4530	Professional Memberships	\$761	
6-4540	Merchandise	\$2,180	
6-4550	Office Amenities	\$573	
6-4600	Rent	\$16,748	
6-4650	Repairs and Maintenance	\$400	
6-4800	Telephone and Internet	\$5,892	
Total Administration			\$142,009
6-5000	ParaEquestrian		
6-5100	ParaEquestrian Travel	\$1,419	
6-5200	ParaEquestrian Hire	\$177	
6-5400	ParaEquestrian Equipment	\$105	
Total ParaEquestrian			\$1,701
6-6000	Disciplines		
6-6001	Grants to Committees	\$39,000	
6-6002	Sport Development Grant -Clubs	\$13,691	
6-6003	Sport Development-Subcommittee	\$13,491	
6-6004	State Champs & Event Funding	\$42,208	
6-6090	Nathan Sponsorship	\$9,000	
6-6500	Swabbing Expenses	\$18,188	
6-6501	Swabbing Kits	\$3,869	
Total Disciplines			\$139,448
6-7000	NCAS		
6-7200	NCAS Courses	\$1,490	
6-7300	NCAS Other	\$197	
Total NCAS			\$1,687
6-8000	Equestrian Promotions/Other		
6-8300	Annual Function Expenses	\$25,750	
6-8400	Other Functions	\$1,040	
Total Equestrian Promotions/Other			\$26,790
Total EXPENSES			\$920,205
Net Profit/(Loss)			\$30,892

# Balance Sheet

Equestrian Queensland Inc

As of December 2012

1-0000	Assets		
1-1000	Current Assets		
1-1100	Cash On Hand		
1-1110	EQ Main Acc 02-651-1255	\$32,804	
1-1120	EQ High Interest	\$285,834	
1-1130	OM Nunn Trust Account	\$2,503	
1-1140	Petty Cash	\$250	
1-1160	Just Dreaming Art Union	\$17,490	
	Total Cash On Hand	\$338,881	
	Total Current Assets		\$338,881
1-2000	Other Assets		
1-2100	Trade Debtors	\$9,399	
1-2200	Prepayments	\$9,299	
	Total Other Assets		\$18,698
1-3000	Property & Equipment		
1-3100	Equipment Branch		
1-3110	Equipment at Cost	\$89,747	
1-3120	Equipment Accum Dep'nc	-\$56,343	
	Total Equipment Branch	\$33,404	
	Total Property & Equipment		\$33,404
	Total Assets		\$390,982
2-0000	Liabilities		
2-1000	Current Liabilities		
2-1100	Accruals		
2-1110	Trade Creditors	\$14,523	
2-1120	Accrual Expenses	\$11,440	
	Total Accruals		\$25,963
2-1400	Payroll Liabilities		
2-1430	Employee Benefits - Annual	\$24,502	
2-1440	Employee Benefits - LSL	\$46,454	
	Total Payroll Liabilities		\$70,956
2-1800	Unearned Income - Awards Night	\$3,000	
2-1900	Unearned Merchant Fee Income	\$488	
	Total Current Liabilities		\$100,407
2-2000	Short-Term Liabilities		
2-2400	Senior Membership Liability	\$64,305	
2-2401	Senior Show Horse Liability	\$250	
2-2408	School Membership Liability	\$3,150	
2-2409	Junior Recreational Liability	\$1,210	
2-2410	Senior Recreational Liability	\$3,350	
2-2425	Official Membership Liability	\$4,500	
2-2426	Owners Liability	\$2,835	
2-2430	Junior Membership Liability	\$14,230	
2-2431	PCA Dual Junior Membership	\$5,230	
2-2440	Joining Fee Liability	\$800	
2-2450	Life Membership Liability	\$280	
2-2491	Affiliate Membership Liability	\$2,160	
2-2492	Show Society	\$990	
2-2700	SDP	\$216,368	
2-2900	Just Dreaming	\$17,490	
	Total Short-Term Liabilities		\$337,148
2-4000	Northern Territory		
2-4100	NT Senior Membership	\$2,527	
2-4110	NT Junior Membership	\$270	
2-4115	NT EA/PCA Jnr Dual Member	\$170	
2-4130	NT Official Membership	\$105	
2-4140	NT Recreational	\$142	
2-4180	NT Horse Registration	\$600	
2-4190	NT Transfer	\$90	
	Total Northern Territory		\$3,904
	Total Liabilities		\$441,460
	Net Assets		-\$50,477
3-0000	Equity		
3-1000	Member's Equity		
3-1150	Prior Year Adjustments	\$2,641	
	Total Member's Equity		\$2,641
3-8000	Retained Earnings	-\$84,010	
3-9000	Current Year Earnings	\$30,892	
	Total Equity		-\$50,477

EQUESTRIAN QUEENSLAND WOULD LIKE TO TAKE THIS OPPORTUNITY TO THANK OUR PARTNERS:



STUARTHOLME SCHOOL

*A School of the Sacred Heart*

Canon



INTERSCHOOL  
QUEENSLAND



Finch Farm  
JUMPING INTO THE FUTURE



DigiScore





**EQUESTRIAN**  
**QUEENSLAND**

PO Box 1358 Coorparoo DC 4151  
Phone: (07) 3890 6611 Fax: (07) 3891 3088  
Email: [enquiries@equestrianqld.com.au](mailto:enquiries@equestrianqld.com.au)  
[www.qld.equestrian.org.au](http://www.qld.equestrian.org.au)



The Queensland Government provided \$189,600 to  
Equestrian Queensland under the  
Organisational Development Program  
to get more Queenslanders  
active through sport and recreation.