



# 2016 ANNUAL REPORT

EQUESTRIAN  
QUEENSLAND

Uniting Equestrian Sports in Queensland







## MEMBER BENEFITS

### EQUESTRIAN QUEENSLAND

Equestrian Queensland (EQ) is the peak body that administers equestrian sport in Queensland, under the rules and standards set by Equestrian Australia and the Federation Equestre International.

EQ's role is to promote, develop and grow the equestrian sports of Dressage, Eventing, Jumping, Interschool, Show Horse, Vaulting and Carriage Driving throughout Queensland and enable sport committees and more than 300 affiliates, to deliver competition and education opportunities in a safe environment.

### INSURANCE

Your membership provides you with 24/7 personal accident and public liability insurance cover that is second to none. Your EQ insurance covers you for any activity when you are handling your horse, whether in the paddock, on a trail ride, at a clinic or competition and when you are travelling to and from events. The insurance will also assist while you are off work with a loss of income protection component.

### EDUCATION

EQ offers a range of educational and training opportunities and accreditation to our members from horse management, to riding, officiating and coaching through the National Accreditation Schemes.

### COMPETITION PATHWAYS

Being a member of EQ means you can compete at participant level in all our administered disciplines, or at competitive levels where you have the opportunity to be selected and supported in our high performance programs. Achievements at all levels, are recognised through prizes at events, leader-boards and annual awards for each discipline.

### DEVELOPMENT PROGRAMS & GRANTS

EQ members have access to subsidised clinics and workshops through the grants we provide to our Club affiliates. There are also other grants which EQ members are eligible for, including grants through external agencies.

### MEMBER SERVICES

EQ recognises and rewards the contributions of our members through our quiet achiever and annual awards programs.

Through the MyEA member portal you can access and change all your member details, register a horse, follow performances and the history of results for your registered horses at official events.

Members receive the latest equestrian news, including rule changes, calendar of events and results in our fortnightly e-news.

## CONTENTS



Member Benefits	1	Eventing Queensland	17
Chairperson's Report	3	Interschool Queensland	21
CEO's Report	4	Show Horse Queensland	26
Organisation Listing	5	Vaulting Queensland	29
EQ Overview	6	Carriage Driving Queensland	34
Annual Awards Evening	7	Treasurer's Report	38
Dressage Queensland	9	Consolidated Financials	39
Jumping Queensland	14	EQ Financial Statements	42



Photo: Gone Riding Media  
Rebel Morrow on Mr De Lago at Magic Millions Triagequithon at Doomben Racecourse





## CHAIRPERSON'S REPORT David Finch

2016 has been another year of steady growth for Equestrian Queensland with a healthy consolidated surplus from the cumulative success across all our sport committees.

Our expanding membership, social media following, and event audiences reflect our progression. Our improved balance sheet provides stability to resource strategic priorities, overcome shared challenges and realise new opportunities in the pursuit of our vision to be leaders in delivering relevant, representative and inclusive equestrian sports.

It has been a privilege to serve as chair for a second year and to be part of a special team of contributors driven by continuous improvement to raise the bar. This includes vice chair Peter Toft, finance director, Chris Lok, and directors Sue Austin, Katie Bickford, Cathi Collier and Naomi O'Farrell; along with the elected members of the seven sports committees, all of whom contribute their time and expertise voluntarily. In particular I want to acknowledge outgoing sport committee chairs Anita Barton (Dressage Queensland), Brendan Croese (Eventing Queensland), and David Waller (Vaulting Queensland), for upholding their pledge to hand over the reins in better shape.

The EQ board provided constructive contributions on governance principles to assist Equestrian Australia approve constitutional reform necessary to fulfil its Australian Winning Edge (AWE) funding eligibility. Equestrian events enjoyed great media coverage at the Rio Olympics and it was thrilling to see Queensland born and raised, Chris Burton, win an Olympic medal.

This year we maintained our focus on the priorities identified under our strategic plan, making good progress toward each of our four key objectives of increasing participation across all levels of the sport; raising the standard of excellence, maintaining financial sustainability, and delivering and providing value to our members. Some highlights include:

- Commenced first stages of a state-wide facility plan to identify current and future needs to ensure we can not only cater for growth trends but also adapt to the evolving demands
- Two new headline events were introduced in Queensland in 2016 – the Brisbane Trierquithon express eventing at Doomben and the Aquis Show-jumping Classic at Elysian Fields, which included Australia's richest showjumping competition, the Gold Cup final Grand Prix.
- We are investing in our elite riders on and off the ground, including mentoring and developing members of our high performance squads in their roles as ambassadors of the sport.
- We acknowledged the crucial contribution grooms make to the success of our sport by creating a new category of Groom of the Year at our annual awards ceremony, and we actively seek to recognise the many quiet achievers who make events possible.

Congratulations to all the finalists at the EQ Annual Awards Night, in particular to Isabel English who won the Young Athlete for the second consecutive year at the Annual EA Sport Achievement Awards and EQ Rising Star Elloise Devlin who became the first equestrian to be selected to in the Sport Australia Hall of Fame scholarship and mentoring program and Queenslander John Fahey who was inducted into the EA Hall of Fame.

I thank our CEO, Matt Helmers who continues to advocate our collective interests maintaining his representation on the board of the Queensland Horse Industry Alliance (QHIA) and the Queensland Sports Federation (QSport) and his staff for their ongoing commitment to servicing our members.

We are incredibly fortunate to have the diversity of expertise for the governance of our sport and sincerely thank all volunteers for their valuable contributions.

DAVID FINCH  
CHAIR



## CEO'S REPORT Matt Helmers

It is rewarding to report another successful year including an unprecedented year of horse registrations, a record high membership milestone and increased sponsorship revenue which underpinned revenue growth to deliver a fourth consecutive operating surplus.

Horse welfare and rider safety remain a paramount focus with ongoing improvements including development of biosecurity at official events regarded as the benchmark nationally and an extensive state wide swabbing program.

EQ also continued to advocate the rights and interests of its growing membership through regular consultation with Government and industry partners.

Demonstrated progression against key performance benchmarks has helped secure another three-year commitment from the Queensland Government for organisational support under the state development program, providing funding to sport committees, clubs, coaches and officials to continue to build capacity to service growth.

Our relevance continues to expand with 20% growth in communication reach and engagement metrics which is reflected in equivalent growth in sponsorship revenue. We remain driven to exceed expectations of investors by improving our capability and capacity to service their needs. Furthermore, we remain committed to showcase our unique offering to new audiences and provide opportunities for them to engage in quality experiences.

The leadership from the elected committees in each of the seven sporting committees is reflected in each of their respective reports, which summarise the comprehensive calendar of events providing a diverse range of participation opportunities under one unified membership through our expanding footprint of more than 300 affiliates.

I am incredibly fortunate to have an experienced and efficient office team who are committed to supporting the collective interests of our large and

diverse family under our core values of fairness, accountability, integrity and respect and above all welfare of the horse. Sam, Sasha, Christine, Rachel and Jodie all embrace a continuous improvement philosophy with a relentless work ethic to ensure the high expectations associated with the responsibility of an industry leader are fulfilled.

I look forward to the prospects of another exciting year in 2017, which includes hosting three national championships and continuing to enhance industry partnerships to advocate the social and economic value of equestrian to communities.

I also thank the leadership of the Equestrian Queensland board chaired by David Finch, whose consultative style and member service philosophy ensures relevance to constituents at all levels.

MATT HELMERS  
CEO

# ORGANISATION LISTING 2016



# EQUESTRIAN QUEENSLAND Overview



## Board

Chair  
Vice Chair  
Treasurer  
Directors

David Finch  
Peter Toft  
Chris Lok  
Sue Austin  
Katie Bickford  
Cathi Collier  
Naomi O'Farrell

## Sport Committee Chairs

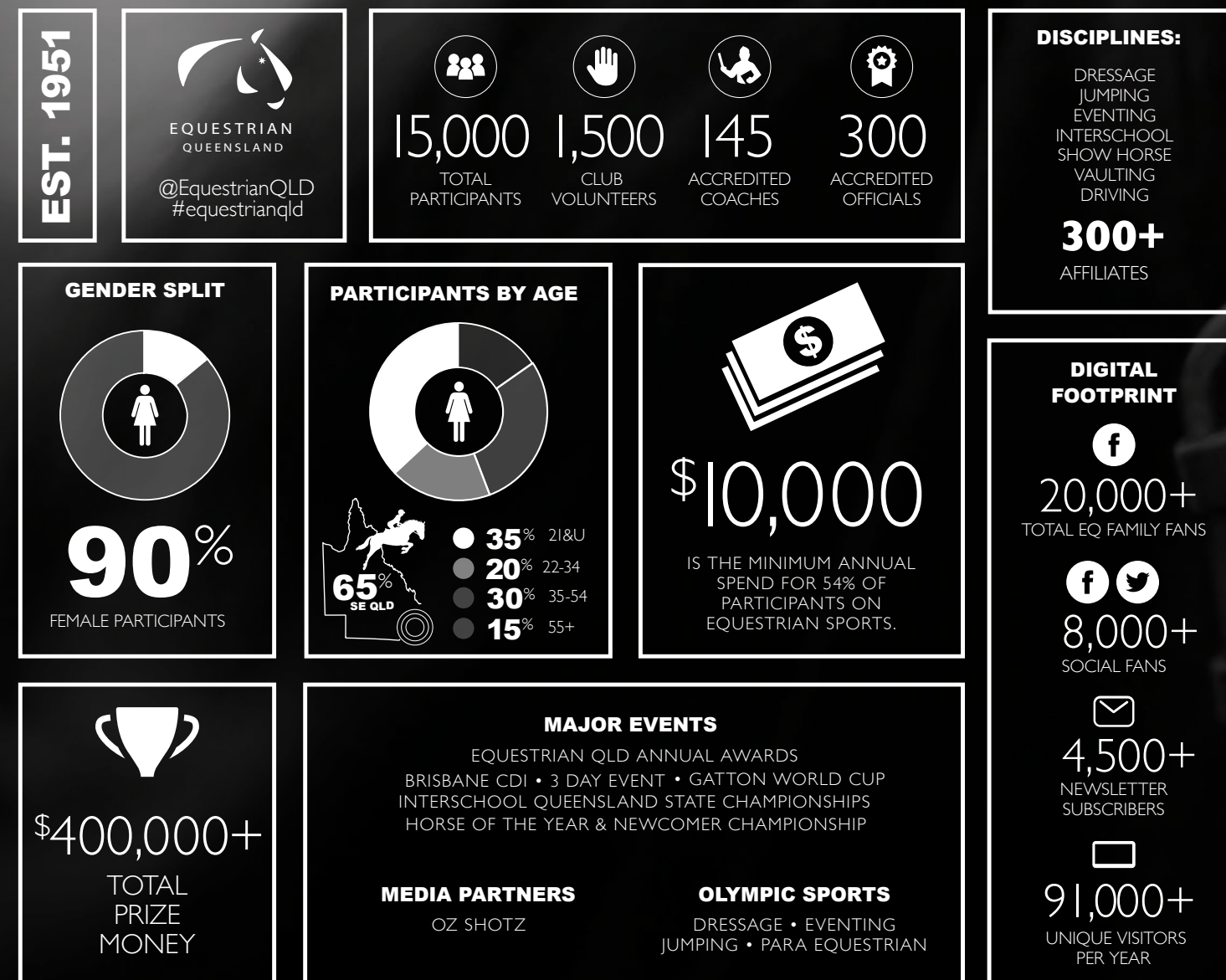
Dressage  
Jumping  
Eventing  
Interschool  
Showhorse  
Vaulting  
Driving

Anita Barton  
Rebecca Jenkins  
Brendan Croese  
Nick Ballard  
Sharron Christofis  
David Waller  
Kurt Dillmann

## Staff

CEO  
Operations Manager  
Finance  
Sport Development Officers:  
- Education, Medication Control & HP  
- Interschool Queensland & Clubs  
Membership Services  
Reception/Communications  
Biosecurity Manager Contractors

Matt Helmers  
Samantha Duffy  
Redshed Business Advisors  
  
Sasha Ulasowski  
Christine Thompson  
Jodie Daly  
Rachel Godsall  
Bronwyn Hew  
Lisa Gall  
Zoe Dark







## 2016 EQUESTRIAN QUEENSLAND Annual Awards Evening

More than 300 passionate equestrians of all disciplines converged on Southbank for the 2016 Equestrian Queensland Annual Awards Evening, and they were not disappointed!

With perfect pairing of a new venue, Rydge's Southbank and MC, Kay McGrath, everyone knew they were in for a night full of good food, good friends and great entertainment that would not soon be forgotten.

Thank-you to all the sponsors and partners of the night; Red Shed Business Advisors, Mullins Lawyers, Interschool Queensland, Caboolture Dressage Group, Manuel Equine Transport, B&D Consultants, Aitken's Saddlery, Pryde's EasiFeed, Stuartholme School & Finch Farm.

2016 saw some changes to the Award categories which were well received and allowed a wider range of our community to be recognised.

A thank-you must go to all of the nominees & finalists for their contribution to the sport, it is so very heart-warming to know that there are so many dedicated people who allow this sport to dominate so much of their lives.

Congratulations to all the winners, you are all truly deserving of these accolades.

On the night, attendees also took a moment to reflect upon the life of a dear friend, who we lost in 2016. Vince was a true legend of his time and his memory will live on for many years.

Once again we would like to congratulate and thank these individuals and teams for all they do for us and our horses!

### With thanks to our valued partners:



## 2016 AWARD WINNERS



Pryde's EasiFeed  
Horse of the Year  
Charlotte TE



Manuel Equine Transport  
Officiator of the Year  
Graeme Watts



Mullins Lawyers  
Owner of the Year - Kim Tenkate  
(accepted by Emma Flavelle-Watts)



Equestrian Queensland  
Coach of the Year  
Nicole Tough



Red Shed Business Advisors  
Administrator of the Year  
Christine Bradfield



Equestrian Queensland  
Volunteer of the Year  
Letitia & Emma Langbecker



Equestrian Queensland  
Club of the Year Cedar Grove &  
District Riding Group



Caboolture Dressage Group  
Best Groom  
Samantha Moran



Buckham & Duffy  
Against All Odds  
Jessica Shaw



Stuartholme School  
Rising Star - Elloise Devlin  
(accepted by Sally Devlin)



Finch Farm  
Athlete of the Year  
Olivia Hamood



Equestrian Queensland  
Service to Sport  
Vince Corvi  
(accepted by Terri Cowan)



Aitken's Saddlery  
Event of the Year  
Aquis Showjumping Classic



Interschool Queensland  
School of the Year  
Stuartholme School





## DRESSAGE QUEENSLAND Report

Once again in 2016 Dressage Queensland implemented many new initiatives and maintained a sound financial position, despite not having additional financial support from the QLD Festival of Dressage this year.

We farewelled Donna Abercrombie from her role as DQ Secretary to allow her to focus more on family, and were pleased to welcome Amy Gale into this role. At the AGM in March I will step down from DQ, having enjoyed 6 years on the committee, and Maria Schwennesen will also step down, having filled a casual vacancy that expires in March. We were pleased to welcome Leesa Murray as our new event director for both the Brisbane CDI and the Youth Championships, and Cathy Binz as our new event director for the QLD State Championships. In 2017, Leesa Stephens will be taking on the role of event director for the inaugural AAOR National Championships.

A number of new initiatives were implemented in 2016, including a Young Rider division at 1\* and 2\* competitions, a subsidy to assist our regional clubs with obtaining judges for their bigger events, and a 'Talent Recognition Squad' to recognise and support outstanding up and coming combinations. These schemes were all well supported.

In conjunction with Riders XOXO, DQ also ran a 'Fashions in the Arena' fundraiser, and a similar event is being considered in conjunction with the Brisbane CDI in 2017.

Additional programs were as follows:

- A riders clinic was held with 5\* judge Lilo Fore following on from Brisbane CDI, and was well received by all who attended.
- DQ also hosted a young rider camp, which included 3 days of lessons, seminars and protocol tests. A second squad-only clinic for the Young Riders was held with Tessa Frank, and a third clinic has been proposed for early in 2017.

Clinics for the senior squad were held throughout the year with Bjarne Elefesen, and feedback from these clinics was again positive. In 2017 DQ will be taking a different direction with regards to squad clinics, utilising a number of coaches rather than a single coach.

- DQ also hosted a multi-discipline High Performance seminar at UQ Gatton, and will be looking at a similar event in 2017, however we will open it up to all members, not just squads.
- The Novice club challenge held in conjunction with the Brisbane CDI continues to be well supported and brings in great exposure both for the event and also the clubs involved. State Young Pony classes were also held in conjunction with the Brisbane CDI for the first time, and were appreciated by the riders.
- An inaugural Pony Festival was hosted by the Toowoomba Dressage Group to provide pony riders with education and seminars specifically targeted to ponies, and again well received by those who attended. DQ also hosted a stewards seminar to assist with accrediting more stewards, and this seminar will again be held in 2017.

The QLD Festival of Dressage did not run in 2016, but planning is already underway for May 2017, where Debbie MacDonald is booked to present.

2017 will be a busy year for dressage in QLD, with DQ hosting the inaugural AAOR National Championships, the National Young Rider Championships, as well as our regular State Championships and Brisbane CDI.



## DRESSAGE QUEENSLAND Report

High Performance in QLD continues to be strong, with a number of riders being named on the National squads (Elite, YR and Futures), former DQ rider (now based in America) Kelly Layne being selected to compete at the Rio Olympics, and a number of QLD judges upgrading to A or B level, or undertaking the FEI 3\* pathway. Representation of QLD riders at National events continues to be strong, with many riders excelling and bringing home national titles.

DQ continues to maintain a good relationship with our sponsors, with ELD continuing to support our Senior Squad, Arnage Warmbloods confirming a 3-year sponsorship package of

both the YR Squad and the Youth Championships, discussions are in place for a 3-year sponsor for the QLD State Championships, and many other return sponsors supporting both Brisbane CDI and QLD Festival of Dressage.

I would like to sincerely thank my hard-working committee for their support over the last two years, as well as that of all our subcommittees, organising committees, judges, volunteers, riders and supporters.

Anita Barton  
CHAIR DRESSAGE QUEENSLAND



Photo: Oz Shotz Sports Photography  
Victoria Welch and Brentanus



Dressage Queensland

PO Box 1358  
Coorparoo DC Qld 4151

**Profit & Loss [With Last Year]**

January 2016 To December 2016

	This Year	Last Year
<b>Income</b>		
Administration	\$17,028.00	\$32,711.00
Clinics / Courses / Seminars	\$43,331.00	\$42,645.00
Event Income	\$200,523.00	\$263,821.00
Functions	\$15,581.00	\$15,045.00
Grants	\$0.00	\$5,000.00
Levies	\$364.00	\$673.00
Magazine / Newsletter	\$0.00	\$355.00
Squads / Teams	\$12,055.00	\$27,623.00
<b>Total Income</b>	<b>\$288,880.00</b>	<b>\$387,872.00</b>
<b>Gross Profit</b>	<b>\$288,880.00</b>	<b>\$387,872.00</b>
<b>Expenses</b>		
Administration	\$3,771.00	\$28,072.00
Clinics / Courses / Seminars	\$36,828.00	\$64,344.00
Event Expenses	\$208,553.00	\$248,109.00
Functions	\$23,285.00	\$19,321.00
Magazine / Newsletter	\$0.00	\$372.00
Squads / Teams	\$17,791.00	\$31,163.00
<b>Total Expenses</b>	<b>\$290,228.00</b>	<b>\$391,380.00</b>
<b>Operating Profit</b>	<b>(\$1,347.00)</b>	<b>(\$3,508.00)</b>
<b>Total Other Income</b>	<b>\$0.00</b>	<b>\$0.00</b>
<b>Net Profit/(Loss)</b>	<b>(\$1,347.00)</b>	<b>(\$3,508.00)</b>

Dressage Queensland

PO Box 1358  
Coorparoo DC Qld 4151

**Balance Sheet [Last Year Analysis]**

December 2016

	This Year	Last Year
<b>Assets</b>		
<b>Current Assets</b>		
Cheque Account - 508 560 981	\$1,599.00	\$4,893.00
Dressage High Interest	\$110,381.00	\$106,757.00
Petty Cash	\$521.00	\$521.00
Trade Debtors	\$585.00	(\$326.00)
Sundry debtors	\$0.00	\$2,565.00
Prepayments	\$13,445.00	\$16,961.00
Security Deposits	\$0.00	\$300.00
<b>Total Current Assets</b>	<b>\$126,531.00</b>	<b>\$131,670.00</b>
<b>Fixed Assets</b>		
<b>Equipment</b>		
Equipment at Cost	\$13,350.00	\$8,129.00
Equipment Accum Dep'n	(\$11,754.00)	(\$7,688.00)
<b>Total Equipment</b>	<b>\$1,595.00</b>	<b>\$441.00</b>
<b>Computer Equipment</b>		
Computer Equipment Original Co	\$0.00	\$5,221.00
Computer Equipment Accum Dep'n	\$0.00	(\$3,541.00)
<b>Total Computer Equipment</b>	<b>\$0.00</b>	<b>\$1,680.00</b>
<b>Total Assets</b>	<b>\$128,126.00</b>	<b>\$133,792.00</b>
<b>Liabilities</b>		
<b>Current Liabilities</b>		
Trade Creditors	\$356.00	\$1,350.00
<b>Total Current Liabilities</b>	<b>\$356.00</b>	<b>\$1,350.00</b>
<b>GST Liabilities</b>		
GST Collected	\$2,738.00	\$3,708.00
GST Paid	(\$4,151.00)	(\$4,363.00)
<b>Total GST Liabilities</b>	<b>(\$1,413.00)</b>	<b>(\$654.00)</b>
<b>Total Liabilities</b>	<b>(\$1,057.00)</b>	<b>\$696.00</b>
<b>Net Assets</b>	<b>\$129,184.00</b>	<b>\$133,096.00</b>
<b>Equity</b>		
Prior Year Adjustments	\$0.00	\$386.00
Retained Earnings	\$130,531.00	\$136,218.00
Current Earnings	(\$1,347.00)	(\$3,508.00)
<b>Total Equity</b>	<b>\$129,184.00</b>	<b>\$133,096.00</b>





Photo: Oz Shutz Sports Photography  
NERO GHP ridden by Olivia Hamood.

## JUMPING QUEENSLAND Report



2016 has been a successful year for the jumping committee with several procedures being documented ensuring consistency and transparency in decisions. This included the annual high performance squad selection, guidelines for committees applying to host State and State Country Championships as well as hire rates for the Jumping Trailer.

The committee for 2016 was Chairperson Becky Jenkins, Vice Chairperson Robert Goodwin, Secretary Christine Bradfield, Treasurer Vicki Ansell, Committee Members Matt Wray, Kerry Langbecker, Lindsay Goodwin and Christie Gripske. The role of riders rep was taken on by Matt Wray & Robert Goodwin. Unfortunately Vicki Ansell resigned her position as treasurer and committee member early in the year, and as the role was not filled, the committee was very thankful of the help given by Samantha Duffy from the office who coded our expenses and kept a watchful eye on our finances. We also had Tim Trihey who became a new committee member and joined us for several meetings before he also resigned his position. At the December meeting we also received the resignation of Christy Gripske, so the Jumping Qld committee will need to recruit quite a few new committee members for 2017.

Our jumping team selectors this year were Graeme Watts, Averil Hawthorne and Kerry Langbecker (on junior and senior teams) Becky Jenkins (on young rider teams) to ensure any conflicts of interest were managed.

The crowning glory this year was our Gatton World Cup Show. A sub-committee was formed and with Letitia Langbecker appointed as event director, her ambitious vision combined with high standards inspired the committee to deliver a memorable experience. Emma Langbecker took on the role of Sponsorship co-ordinator, and her exceptional work, creating a proposal along with her personal communication skills ensured that we had many more sponsors for the event than ever before.

Our major sponsors were Magic Millions, University of Qld Veterinary Equine Hospital and Pryde's Easifeed. The Langbecker's ensured that the sponsors were well catered for and had an unforgettable experience at the show which is evidenced by their renewed commitment to the show again for 2017.

The Queensland State Championships for 2016 were held at Taroom Show in May with a large number of competitors travelling to compete. All feedback from the event was very positive.

Bundaberg Show hosted the State Country Championships and invited course builder John Vallance up from NSW for the event. The competitors had nothing but praise for the venue, surface and entire event.

Series winners for 2016 were:

- Aitkens Saddlery Future Star of the Year – Cildara Bonoparte ridden by Brooke Langbecker
- Mitavite Young Showjumping Series – Its Silkbridge ridden by Gemma Creighton
- Queensland Amateur Series – Kylie Slaughter
- Grand Prix Horse of the Year – Guru ridden by Clem Smith

The 2016 calendar included more than 50 events delivered by affiliates with official classes, which distributed more than \$400K in prizemoney to successful combinations.

The introduction of the hugely successful Aquis Showjumping Classic held at Elysian Fields boasting the richest Grand Prix in Australia in 2016 was a significant contributor to this. With dates again announced for 2017, along with the return of the Glen Haven Sunshine Tour next year, the future of showjumping in Queensland has never looked brighter.

### JUMPING QUEENSLAND COMMITTEE



Showjumping Queensland

PO Box 1358  
Coorparoo DC Qld 4151

**Profit & Loss [With Last Year]**

January 2016 To December 2016

	This Year	Last Year
Income		
Administration	\$17,291.00	\$13,005.00
Clinics / Courses / Seminars	\$1,824.00	\$514.00
Event Income	\$116,783.00	\$78,760.00
Grants	\$0.00	\$10,125.00
Squads / Teams	\$3,000.00	\$1,368.00
<b>Total Income</b>	<b>\$138,899.00</b>	<b>\$103,772.00</b>
Gross Profit	\$138,899.00	\$103,772.00
Expenses		
Administration Costs	\$6,596.00	\$4,879.00
Clinics / Courses / Seminars	\$2,748.00	\$2,132.00
Event Expenses	\$99,449.00	\$89,486.00
Squads / Teams	\$3,390.00	\$273.00
<b>Total Expenses</b>	<b>\$112,183.00</b>	<b>\$96,770.00</b>
Operating Profit	\$26,716.00	\$7,003.00
Total Other Income	\$0.00	\$0.00
Total Other Expenses	\$0.00	\$0.00
<b>Net Profit/(Loss)</b>	<b>\$26,716.00</b>	<b>\$7,003.00</b>

Showjumping Queensland

PO Box 1358  
Coorparoo DC Qld 4151

**Balance Sheet [Last Year Analysis]**

December 2016

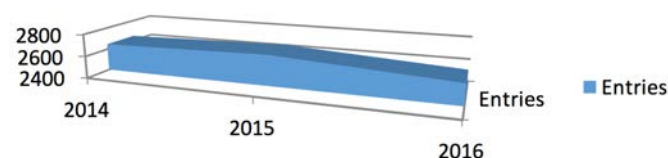
	This Year	Last Year
Assets		
NAB Chq A/c 85 357 3935	\$2,192.00	\$5,003.00
Showjumping High Interest	\$41,207.00	\$8,052.00
Trade Debtors	\$920.00	\$2,700.00
Fixed Assets		
Equipment		
Equipment at Cost	\$50,479.00	\$50,479.00
Equipment Accumulated Dep'n	(\$35,393.00)	(\$33,448.00)
<b>Total Equipment</b>	<b>\$15,086.00</b>	<b>\$17,031.00</b>
<b>Total Assets</b>	<b>\$59,405.00</b>	<b>\$32,786.00</b>
Liabilities		
GST Liabilities		
GST Collected	\$451.00	\$836.00
GST Paid	(\$38.00)	(\$327.00)
<b>Total GST Liabilities</b>	<b>\$413.00</b>	<b>\$509.00</b>
<b>Total Liabilities</b>	<b>\$413.00</b>	<b>\$509.00</b>
<b>Net Assets</b>	<b>\$58,992.00</b>	<b>\$32,277.00</b>
Equity		
Retained Earnings	\$32,777.00	\$25,774.00
Current Earnings	\$26,716.00	\$7,003.00
Historical Balancing Account	(\$500.00)	(\$500.00)
<b>Total Equity</b>	<b>\$58,992.00</b>	<b>\$32,277.00</b>



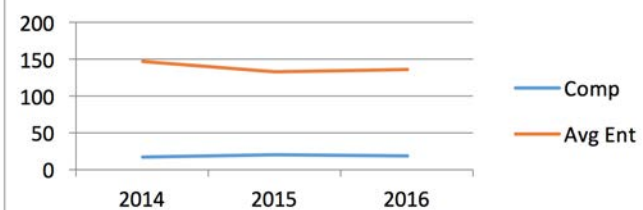
# EVENTING QUEENSLAND Report

As chair of the Eventing Committee I open this annual report by once again thanking the many hard working club committees and their volunteers whose hard work and dedication has resulted in a record number of events being conducted through 2016. It is pleasing to see a new regional affiliated club in the Sunshine Coast area with a focus on the development of a new Cross Country course in that area. On a negative note we have seen the total number of entries across the state drop in 2016 as indicated by the graphs below.

### Entries



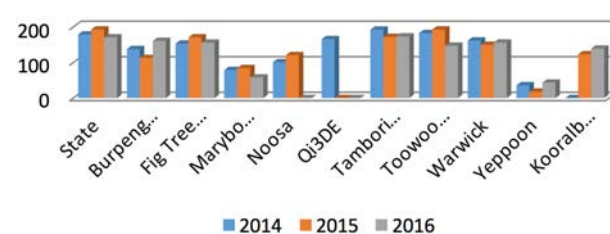
### Average Entries per year



This is a disturbing blimp that needs to be top of mind when looking at the future of eventing and how we as a sport can grow our competitor numbers. A potential way of extending our reach is to look to ways of developing regional events to increase the number of available equestrians given ready access to eventing. We have seen increases in competitors in 2016 at regional clubs such as Burpengary, Kooralbyn and Yeppoon, while Maryborough and Toowoomba have had a decrease in numbers. Warwick continues to attract a significant number of competitors. Fig Tree Pocket and Tamborine continue to be major venues in the Brisbane area with numbers in

2016, while declined, are within state trend. Once again a very big thank you to all these organising committees and their dedicated volunteers.

### Average Entries per Club



We were pleased through 2016 to award official accreditations to Michael Dalmau and Richard King as Technical Delegates and to Richard King and Gary Bryce as Course Designers. Congratulations to these officials and thanks to those who have embarked on pathways to becoming officials. Our sport relies so heavily upon these dedicated officials who give so freely of their time without whom we could not run events. For our sport to prosper we need to see more talented volunteers embarking on pathways to officialdom and remaining involved in this great sport. To our small band of current officials we express our sincere gratitude for your time and expertise.

Committees running international events remain a critical part of our sport enabling riders to gain the necessary qualifications and MERs to compete at the top levels. In 2016 we saw less International events in Queensland. These events place heavy demands on organising committees and I would like to acknowledge the excellent efforts of Warwick and Fig Tree Pocket in giving our riders access to these major events.

2016 saw the first Triequithon event held at the Doomben race course in conjunction with a family day race meet. The Triequithon was to bring the sport of eventing to the people and it was well received by all. Triequithon is a shortened format of the typical one day event or express event, still comprised of



# EVENTING QUEENSLAND Report

all three phases but in shortened versions. 12 horse and rider 1 star combinations were carefully selected. With top riders from all over Queensland and our very own Olympian Rebel Morrow the VIP tent (right in the middle of the action) was spoilt with an action packed day on and off the field. Nothing could be taken away from Timari Lau who took top spot and a huge cheque. I express our thanks to sponsors, especially "Magic Millions", organisers, officials and of course riders and their very competent thoroughbred partners.

2016 has seen the Eventing Committee working hard in an endeavour to support both clubs and riders and to provide good governance for the sport. Special thanks must go to our very hard working secretary Adele Godsall. Adele has worked tirelessly in her role as secretary and has been responsible for the smooth running of the sport. Judy Hopkins, as our treasurer, has once again provided the financial governance associated with the committee. Judy has also been very involved with the co-ordination of the squad clinics which have run very successfully through 2016.

This year the committee has made every effort to strengthen the liaison with, and communication between our committee and the clubs that we support. Paul Foster, our vice president, has done much to keep organising committees informed as well as fulfil his role as Vice Chair admirably. Richard King has continued to provide an organising committee and technical official perspective to our decisions. Matt Gaske remained our rider representative and took on the role of very successfully organising the Triequithon.

We have welcomed Ulrich Klatter to the committee who has been an excellent contributor to our discussions.

Towards the end of 2016 the committee inducted Colin Simpson to assist in the 3 day preparations as well as other committee duties. We encourage

interested equestrians to actively contribute to the sport by becoming committee members via nomination in upcoming elections.

This year we bid farewell to Isabel English who has temporarily moved to the northern hemisphere to further her equestrian career. Isabel is working with Michael Jung in Germany gaining knowledge and experience from the best in the business.

Back home, Queensland eventers led the way at many competitions throughout Australia. Paris Auer, competing in her first Melbourne International Three Day Event, placed first in the CCI 1\* Junior class. Paris finished the event on 50.5 penalties, only adding show jumping time to her dressage score.

In November, three young riders from Queensland made the trek to Adelaide to compete in the Australian International Three Day Event. Hannah Lewindon, Alexandra Barlow, and Emma Sullivan individually placed in the top twenty, but collectively placed second in the teams event.

And then, of course, there is the Olympic triumph, Eventing Queensland is claiming Chris Burton as our own, from his origin in North Queensland.

The On Course Magazine continues to be the main source of communication to the Eventing community. Clubs and organising committees receive regular electronic updates via the Club Update e-mail.

The committee wishes to express its gratitude to the organising committees, their many helpers and valued volunteers for maintaining this great sport. We also thank most sincerely our small band of hard working, friendly and professional officials, without whom this sport would falter. Thanks also to the riders and their supporters, without whom we do not have a sport.

## EVENTING QUEENSLAND COMMITTEE



Eventing Queensland

PO Box 1358  
Coorparoo DC Qld 4151

**Profit & Loss [With Last Year]**

January 2016 To December 2016

	This Year	Last Year
Income		
Administration	\$10,542.00	\$23,120.00
Clinics / Courses / Seminars	\$20,789.00	\$17,012.00
Event Income	\$15,186.00	\$3,600.00
Functions	\$2,945.00	\$2,480.00
Grants	\$0.00	\$750.00
<b>Total Income</b>	<b>\$49,462.00</b>	<b>\$46,963.00</b>
Gross Profit	\$49,462.00	\$46,963.00
Expenses		
Administration Costs	\$4,371.00	\$11,384.00
Clinics / Courses / Seminars	\$10,478.00	\$6,867.00
Event Expenses	\$11,069.00	\$16,075.00
Functions	\$5,858.00	\$4,218.00
Squads / Teams	\$7,142.00	\$7,280.00
<b>Total Expenses</b>	<b>\$38,918.00</b>	<b>\$45,823.00</b>
Operating Profit	\$10,544.00	\$1,139.00
Total Other Income	\$0.00	\$0.00
Other Expenses		
Loss on sale of assets	\$1,832.00	\$0.00
<b>Total Other Expenses</b>	<b>\$1,832.00</b>	<b>\$0.00</b>
<b>Net Profit/(Loss)</b>	<b>\$8,712.00</b>	<b>\$1,139.00</b>

Eventing Queensland

PO Box 1358  
Coorparoo DC Qld 4151

**Balance Sheet [Last Year Analysis]**

December 2016

	This Year	Last Year
Assets		
Eventing Chq 79-669-4457	\$2,521.00	\$3,451.00
Eventing High Interest	\$32,139.00	\$20,848.00
Fixed Assets		
Equipment		
Equipment at Cost	\$21,377.00	\$24,991.00
Equipment Accumulated Dep'n	(\$10,581.00)	(\$10,954.00)
<b>Total Equipment</b>	<b>\$10,796.00</b>	<b>\$14,037.00</b>
<b>Total Assets</b>	<b>\$45,456.00</b>	<b>\$38,336.00</b>
Liabilities		
Current Liabilities		
Trade Creditors	\$450.00	\$1,210.00
GST Liabilities		
GST Collected	\$522.00	\$806.00
GST Paid	(\$1,165.00)	(\$617.00)
<b>Total GST Liabilities</b>	<b>(\$643.00)</b>	<b>\$189.00</b>
<b>Total Liabilities</b>	<b>(\$193.00)</b>	<b>\$1,399.00</b>
<b>Net Assets</b>	<b>\$45,649.00</b>	<b>\$36,938.00</b>
Equity		
Retained Earnings	\$36,938.00	\$35,798.00
Current Earnings	\$8,712.00	\$1,139.00
<b>Total Equity</b>	<b>\$45,649.00</b>	<b>\$36,938.00</b>





## INTERSCHOOL QUEENSLAND Report

Interschool Queensland has seen a very successful 2016. With the introduction of the Interschool Queensland camp held at Burpengary providing education for our young riders in a fun learning environment. In addition to this, juniors received information on how to join EQ and participate in IQ competitions.

The camp in its second year, is evolving with helping not only our riders, but also providing valuable information to our equestrian parents, showcasing Interschool not only as a competition platform but also as a learning tool.

2016 delivered a relatively new State committee, with quite a few new faces joining the IQ team. It never ceases to amaze us, the volunteers that keep stepping up to do incredible work whilst still running their normal lives and also managing to enable their children to compete. With our hard working regional committees running regional championships filtering our riders towards our state events, from which the Queensland team was selected who then went on to compete at the nationals at SIEC in 2016

- 174 School Affiliates up 3.6% on 2015 and up 5.6 % on 2014
- 65 Qualifying events an increase of 25% on 2015

The State Championships moved to Toowoomba in June for 2016 in preparation for the National Championships coming to Queensland in 2017. Despite some weather issues, the hard working group of volunteers ran a successful event with 274 riders, 344 horses and 623 entries, which was an increase on numbers from 2015.

The 2016 State Eventing and Combined Training Championships were held at Burpengary Equestrian Centre with 116 riders (104 in 2015) 137 horses and 196 entries.

The Australian Interschool Nationals were held at SIEC for a second year in a row. Queensland had great numbers competing in all disciplines (94 riders) from Eventing, Dressage, Showjumping, Combined Training and Show Horse. The main emphasis this year was placed on the fact that riders had already succeeded by getting to wear their State uniform. This emphasis brought a winning team spirit not only to our winners but the whole team. The team spirit was noted by many of our fellow interstate rivals.

In addition to the continued sponsorship from Pryde's Easifeed in 2016 as naming rights sponsor, we also saw Shelton Homes coming on board as a major sponsor and continued support from Equissage.

We would sincerely like to thank our sponsors for investing in the IQ junior sport and pathways program.

2017 will see us continue our relationships with our Equestrian Queensland sports committees with tag on events and equipment lending, helping in the common goal of furthering equestrian sport in Queensland

Our committee would like to thank firstly our parents for enabling your children to continue as equestrians, our committees in all regions, judges, EQ staff and our volunteers. Well done for continuing to support our youth.

### INTERSCHOOL QUEENSLAND COMMITTEE

Photo: Oz Shatz Sports Photography  
Holly Willmore and River Lord





Interschool Queensland

Level 2 Sports House South  
866 Main Street  
Woolloongabba QLD 4102

**Profit & Loss [With Last Year]**

January 2016 To December 2016

	This Year	Last Year
Income		
Administration	\$675.00	\$5,749.00
Clinics / Courses / Seminars	\$2,942.00	\$2,265.00
Event Income	\$153,370.00	\$166,065.00
Squads / Teams	\$34,415.00	\$47,388.00
<b>Total Income</b>	<b>\$191,403.00</b>	<b>\$221,468.00</b>
Total Cost Of Sales	\$0.00	\$0.00
Gross Profit	\$191,403.00	\$221,468.00
Expenses		
Administration	\$23,844.00	\$25,428.00
Clinics / Courses / Seminars	\$0.00	\$750.00
Event Expenses	\$135,628.00	\$166,801.00
Functions	\$77.00	\$0.00
Squads / Teams	\$28,100.00	\$6,337.00
<b>Total Expenses</b>	<b>\$187,648.00</b>	<b>\$199,316.00</b>
Operating Profit	\$3,754.00	\$22,151.00
Net Profit/(Loss)	\$3,754.00	\$22,151.00

Interschool Queensland

Level 2 Sports House South  
866 Main Street  
Woolloongabba QLD 4102

**Balance Sheet [Last Year Analysis]**

December 2016

	This Year	Last Year
Assets		
Current Assets		
Cash On Hand		
Interschool A/C 17-764-6878	\$255.00	\$4,248.00
Interschool High Interest Acc	\$87,202.00	\$64,527.00
Cash Drawer	\$0.00	\$600.00
<b>Total Cash On Hand</b>	<b>\$87,457.00</b>	<b>\$69,375.00</b>
<b>Total Current Assets</b>	<b>\$87,457.00</b>	<b>\$69,375.00</b>
Other Assets		
Prepayments	\$554.00	\$325.00
Trade Debtors	\$450.00	\$1,674.00
<b>Total Other Assets</b>	<b>\$1,004.00</b>	<b>\$1,999.00</b>
Property & Equipment		
Equipment		
Equipment at Cost	\$56,828.00	\$56,828.00
Equipment Accum Dep'n	(\$16,425.00)	(\$7,342.00)
<b>Total Equipment</b>	<b>\$40,403.00</b>	<b>\$49,486.00</b>
Motor Vehicles		
Motor Vehicles at Cost	\$24,400.00	\$24,400.00
Motor Vehicles Accum Dep'n	(\$15,234.00)	(\$12,728.00)
<b>Total Motor Vehicles</b>	<b>\$9,166.00</b>	<b>\$11,672.00</b>
<b>Total Property &amp; Equipment</b>	<b>\$49,569.00</b>	<b>\$61,158.00</b>
Inventory - Saddle Cloth	\$6,749.00	\$13,727.00
Inventory - Uniforms	\$8,822.00	\$0.00
<b>Total Assets</b>	<b>\$153,601.00</b>	<b>\$146,259.00</b>
Liabilities		
Current Liabilities		
GST Liabilities		
GST Collected	\$3,299.00	\$359.00
GST Paid	(\$1,271.00)	(\$2,518.00)
<b>Total GST Liabilities</b>	<b>\$2,027.00</b>	<b>(\$2,160.00)</b>
<b>Total Current Liabilities</b>	<b>\$2,027.00</b>	<b>(\$2,160.00)</b>
<b>Total Liabilities</b>	<b>\$2,027.00</b>	<b>(\$2,160.00)</b>
Net Assets	\$151,573.00	\$148,419.00
Equity		
Retained Earnings	\$147,819.00	\$126,268.00
Current Year Earnings	\$3,754.00	\$22,151.00
<b>Total Equity</b>	<b>\$151,573.00</b>	<b>\$148,419.00</b>





Photos: Oz Shotz Sports Photography  
 Jemma Heran riding Go Dutch III. Judge: Alyson Emery from South Australia

## SHOW HORSE QUEENSLAND Report



Simon De Leeuw, addressed 42 attendees at the Annual Judges Seminar to ensure re-accreditation to the National Judges List with three people sitting for their Judges Exam. Many thanks go to Mieke Bigg, our Judges Convenor and her volunteers for organising this event.

The Valentines T-shirt Hack Show and TJ Sears Racing Anzac Weekend Show are both always well attended, with something for everyone from pony, galloway and hack classes through to classes for beginners. The Anzac Weekend Show was also an Interschool qualifier and included the Life after the Track classes which is a Series for horses that have finished their racing careers and are now retrained for the Show Horse discipline. These two events, are always well attended and a great promotion to encourage new members. Sincere appreciation goes to TJ Sears Racing (Toowoomba) who generously donated money and prizes to the amount over \$1000.

We welcomed three Interstate judges to officiate at the Newcomer & HOTY Childs and Lead Rein which included the HOTY Child's classes for the first time, where the winner and runner up of each class would represent Queensland at the Australasian National Championships. All classes were well supported by some very talented up and coming young riders and some very nice young first season horses in the Newcomer and intermediate classes. We sincerely appreciate the generosity of the sponsors who supported the event and we would also like to thank Catherine James and Catherine Jackson who volunteered their time to announce and assist in stewarding.

The 2016 Pryde's Easifeed Horse of the Year is the feature event on the annual calendar as an Australasia National Qualifier. With winner and runner up in each class invited to represent Queensland at the National Finals, it attracted record entries competed in eighteen strongly contested Show Horse, Show Hunter and rider classes. Thanks goes to our four Interstate Judges who

officiated the event. Live streaming was a first timer for this event and was well received by viewers throughout Australia. Our committee sincerely thanks Maddy Sears for the livestream commentary, her expertise and valuable knowledge of competitors and their horses enhanced the experience. Many thanks goes to the event sponsors, to Catherine Jackson and Allannah Yu who kindly donated their time in scoring and announcing, Mieke Bigg who attended to all our administration needs and also to Show Horse Queensland (SHQ) Committee who worked tirelessly to make the event such a success. In December, 2016 Team Manager Sharron Christofis and forty Queensland riders travelled to Victoria to represent Queensland at the 2016 Australasian Show Horse and Rider Championships, winning five Champions, five Reserves, nine third placings and finishing third in the Overall team.

SHQ was financially successful largely due to the hard work that the committee has contributed over the previous 12 months. For the first time a fundraising auction was held and raised \$6000 to assist riders with the costs associated with representing at interstate events. Special thanks to Racheal Spring and Sharon Christofis for organising the auction and to the generous donations received by supporters riders and sponsors for the Team Auction. SHQ donated every Queensland representative a Team Polo Shirt and a team riders tent was organised to provide a distinctive meeting place and information centre for riders. We were sorry to lose one of our committee members and treasurer Chloe Ireland mid-way through the year due to pressing work commitments. The work Chloe did whilst on the committee was greatly appreciated and we are pleased to welcome three new members Racheal Spring, Rebecca Crane and Joanne Uppington whose knowledge and expertise will be an asset in 2017. Special mention must go to Andrew Ryan who took on the role as Raffle co-ordinator for all of the events mentioned and also we must thank Gail Iskra who continues to be our Chief Measurer.

### SHOW HORSE QUEENSLAND COMMITTEE



Show Horse Queensland

PO Box 1358  
Coorparoo DC Qld 4151

**Profit & Loss [With Last Year]**

January 2016 To December 2016

	This Year	Last Year
Income		
Administration	\$9,421.00	\$8,948.00
Clinics / Courses / Seminars	\$1,236.00	\$636.00
Event Income	\$31,334.00	\$20,784.00
Squads / Teams	\$18,317.00	\$12,006.00
<b>Total Income</b>	<b>\$60,308.00</b>	<b>\$42,374.00</b>
Gross Profit	\$60,308.00	\$42,374.00
Expenses		
Administration Costs	\$4,384.00	\$1,892.00
Clinics / Courses / Seminars	\$0.00	\$100.00
Event Expenses	\$23,903.00	\$21,093.00
Functions	\$0.00	\$864.00
Magazine / Newsletter	\$196.00	\$0.00
Squads / Teams	\$19,457.00	\$14,478.00
<b>Total Expenses</b>	<b>\$47,941.00</b>	<b>\$38,426.00</b>
Operating Profit	\$12,367.00	\$3,948.00
Total Other Income	\$0.00	\$0.00
Total Other Expenses	\$0.00	\$0.00
<b>Net Profit/(Loss)</b>	<b>\$12,367.00</b>	<b>\$3,948.00</b>

Show Horse Queensland

PO Box 1358  
Coorparoo DC Qld 4151

**Balance Sheet [Last Year Analysis]**

December 2016

	This Year	Last Year
Assets		
General Cheque Account	\$307.00	\$16,800.00
High Interest Acct 305546143	\$27,085.00	\$0.00
Trade Debtors	\$1,510.00	\$150.00
Prepayments	\$83.00	\$0.00
Fixed Assets		
Equipment		
Equipment at Cost	\$5,910.00	\$5,910.00
Equipment Accum Dep'n	(\$3,036.00)	(\$2,716.00)
<b>Total Equipment</b>	<b>\$2,874.00</b>	<b>\$3,194.00</b>
<b>Total Assets</b>	<b>\$31,859.00</b>	<b>\$20,144.00</b>
Liabilities		
GST Liabilities		
GST Collected	\$160.00	\$173.00
GST Paid	(\$2,042.00)	(\$1,403.00)
<b>Total GST Liabilities</b>	<b>(\$1,882.00)</b>	<b>(\$1,230.00)</b>
<b>Total Liabilities</b>	<b>(\$1,882.00)</b>	<b>(\$1,230.00)</b>
<b>Net Assets</b>	<b>\$33,741.00</b>	<b>\$21,374.00</b>
Equity		
Partners' Equity		
Prior Year Adjustments	\$0.00	\$175.00
Retained Earnings	\$21,374.00	\$17,251.00
Current Earnings	\$12,367.00	\$3,948.00
<b>Total Equity</b>	<b>\$33,741.00</b>	<b>\$21,374.00</b>





## VAULTING QUEENSLAND Report

2016 was a good year of consolidation for vaulting attending, including some competitors from Queensland, following an extraordinary year in 2015 interstate and even included one international which included the inaugural hosting of an FEI 2\* International Vaulting Competition.

In 2016 more focus was given to development with the first event on the calendar being a development clinic with World Champion Vaulteer Joanne Eccles, this clinic was aimed at vaulters, coaches and lungers and was well received.

On the back of that event, a further development clinic for lunges and coaches. Nina Fritzell, a vaulting coach, a horse trainer and a judge from South Australia was engaged to run this clinic.

The Queensland State Vaulting Championship held on 25/26 September, was hosted at the Tallebudgera Pony Club had in excess of 30 vaulters

Participation at our other events across the calendar attracted good numbers and the participation membership has proved to be great for the sport of Vaulting to the point that we have introduced annual awards for participant levels with the presentation at the end of year break-up and with the major awards continuing to be held at the Equestrian Queensland Annual Awards.

2017 has already commenced with a good uptake at the Vaulting Queensland Development camp to be held at Tallebudgera Creek for official, vaulters and volunteer development in February.

**VAULTING QUEENSLAND COMMITTEE**



Photo: Damien White from Captum Imago Photography  
McKeira Cumming on Cobbadah Park Xena

Vaulting Queensland

PO Box 1358  
Coorparoo DC Qld 4151

**Profit & Loss [With Last Year]**

January 2016 To December 2016

	This Year	Last Year
Income		
Administration	\$3,301.00	\$9,105.00
Clinics / Courses / Seminars	\$2,414.00	\$2,823.00
Event Income	\$3,546.00	\$29,814.00
Sundry	(\$132.00)	\$605.00
<b>Total Income</b>	<b>\$9,129.00</b>	<b>\$42,347.00</b>
Gross Profit	\$9,129.00	\$42,347.00
Expenses		
Administration Costs	\$487.00	\$633.00
Clinics / Courses / Seminars	\$2,764.00	\$1,250.00
Event Expenses	\$4,962.00	\$32,707.00
<b>Total Expenses</b>	<b>\$8,213.00</b>	<b>\$34,589.00</b>
Operating Profit	\$916.00	\$7,758.00
Total Other Income	\$0.00	\$0.00
Total Other Expenses	\$0.00	\$0.00
<b>Net Profit/(Loss)</b>	<b>\$916.00</b>	<b>\$7,758.00</b>

Vaulting Queensland

PO Box 1358  
Coorparoo DC Qld 4151

**Balance Sheet [Last Year Analysis]**

December 2016

	This Year	Last Year
Assets		
NAB Chq 16-595-8604	\$1,626.00	\$3,396.00
Vaulting High Interest	\$32,981.00	\$29,680.00
Trade Debtors	\$0.00	\$132.00
Prepayments	\$491.00	\$0.00
Fixed Assets		
Equipment		
Equipment at Cost	\$4,043.00	\$2,735.00
Equipment Accum Dep'n	(\$1,997.00)	(\$895.00)
<b>Total Equipment</b>	<b>\$2,047.00</b>	<b>\$1,841.00</b>
Computer Equipment		
Computer Equipment Original Co	\$0.00	\$1,308.00
Computer Equipment Accum Dep'n	\$0.00	(\$841.00)
<b>Total Computer Equipment</b>	<b>\$0.00</b>	<b>\$467.00</b>
<b>Total Assets</b>	<b>\$37,145.00</b>	<b>\$35,516.00</b>
Liabilities		
GST Liabilities		
GST Collected	\$169.00	\$959.00
GST Paid	(\$196.00)	(\$1,699.00)
<b>Total GST Liabilities</b>	<b>(\$27.00)</b>	<b>(\$740.00)</b>
<b>Total Liabilities</b>	<b>(\$27.00)</b>	<b>(\$740.00)</b>
<b>Net Assets</b>	<b>\$37,172.00</b>	<b>\$36,256.00</b>
Equity		
Partners' Equity		
Partner A		
Prior Year Adjustments	\$0.00	\$77.00
Retained Earnings	\$36,636.00	\$28,801.00
Current Earnings	\$916.00	\$7,758.00
<b>Total Equity</b>	<b>\$37,552.00</b>	<b>\$36,636.00</b>





Photo: Claire Dillma  
Tor van den Berge driving

## CARRIAGE DRIVING QUEENSLAND Report



2016 saw Driving in Queensland continue to grow and support drivers at all levels. Clubs have once again offered opportunities for competitors, officials, social drivers and volunteers to be involved in our great sport.

The Riverina Winter series was once again a great success with increased competitor numbers on previous years. It is important to note the opportunities and support which was also provided for the development of junior drivers, the future of our sport.

Two clinics run by Max Pearce (EA carriage driving official, coach and coach educator) were well attended during the year and provided opportunities for continued growth and development in Queensland drivers, officials and event organisers. This was the second year Carriage Driving Queensland has invited Max Pearce to Queensland from New South Wales. These clinics proved beneficial, as they offered opportunities for continuity and consistency within the drivers and officials skills base and knowledge. Strong improvement was evident in both training and driving.

The most significant event of the year was the Equivet Australia QLD Carriage Driving Championships. This event was hosted by Warwick & District Carriage Driving Club, and was supported by Driving Queensland (CDQ).

This event was a significant milestone for carriage driving in Queensland, being the first official event to be run in Queensland for over 10 years, and the first state championship driving event ever to be held in Queensland. Further to this, Queensland was the only state to host an EA driving state championship event.

The event offered championship and participation classes in Dressage, 1\* format Dressage and Cones and a 1\* format Combined Marathon, designed specifically to test the experience and skills base of Queensland drivers. The championship attracted a range of competitors in both singles and multiples. Interstate and local judges officiated at the event and the high standard of performances by drivers and horses was testament to the ongoing development of driving in Queensland over recent years. Sincere thanks and commendations to all involved in this momentous event.

Congratulations to all clubs drivers and officials on their achievements this year, and to the EQLD members Tracie Borg and Tor Van Den Berge who competed successfully in the FEI CAI and National level events held at Tamworth in October.

### DRIVING QUEENSLAND COMMITTEE



Carriage Driving Queensland

PO Box 1358  
Coorparoo DC Qld 4151

**Profit & Loss [With Last Year]**

January 2016 To December 2016

	This Year	Last Year
Income		
Grant	\$4,000.00	\$4,750.00
Clinics / Courses / Seminars	\$0.00	\$52.00
Nominations / Entries	\$0.00	\$331.00
Total Income	\$4,000.00	\$5,133.00
Gross Profit	\$4,000.00	\$5,133.00
Expenses		
Administration Costs		
Depreciation	\$179.00	\$61.00
Trailer Registration	\$172.00	\$182.00
Judges / Officials	\$242.00	\$0.00
Promotions	\$695.00	\$0.00
Development Fund	\$700.00	\$170.00
Event Expenses	\$596.00	\$545.00
Magazine / Newsletter	\$0.00	\$155.00
Total Expenses	\$2,584.00	\$1,113.00
Operating Profit	\$1,416.00	\$4,019.00
Total Other Income	\$0.00	\$0.00
Total Other Expenses	\$0.00	\$0.00
Net Profit/(Loss)	\$1,416.00	\$4,019.00

Carriage Driving Queensland

PO Box 1358  
Coorparoo DC Qld 4151

**Balance Sheet [Last Year Analysis]**

December 2016

	This Year	Last Year
Assets		
Current Assets		
Cash On Hand		
NAB Cheque Account	\$7,778.00	\$7,024.00
Total Cash On Hand	\$7,778.00	\$7,024.00
Total Current Assets	\$7,778.00	\$7,024.00
Fixed Assets		
Equipment		
Equipment Original Cost	\$2,420.00	\$1,545.00
Equipment Accum Dep'n	(\$1,376.00)	(\$1,197.00)
Total Equipment	\$1,044.00	\$348.00
Total Fixed Assets	\$1,044.00	\$348.00
Total Assets	\$8,822.00	\$7,372.00
Liabilities		
Current Liabilities		
GST Liabilities		
GST Collected	\$28.00	\$27.00
GST Paid	(\$29.00)	(\$61.00)
Total GST Liabilities	\$0.00	(\$33.00)
Total Current Liabilities	\$0.00	(\$33.00)
Total Liabilities	\$0.00	(\$33.00)
Net Assets	\$8,822.00	\$7,406.00
Equity		
Retained Earnings	\$7,406.00	\$3,387.00
Current Year Earnings	\$1,416.00	\$4,019.00
Total Equity	\$8,822.00	\$7,406.00





Photo: Gone Riding Media  
Magic Millions Trierquithon Doomben winner Timari Lau on Griffio

## TREASURER'S REPORT Chris Lok



### Financial Statements to 31 December 2016

I am pleased to report another strong financial year for Equestrian Queensland. Consolidated revenue increased to \$1,783,000 which represents growth of 2.3% from prior year. 2016 also marked the 4th consecutive year of revenue growth.

Outgoings remained under control with an overall decrease in consolidated expenditure compared to 2015. Accordingly, EQ's consolidated net surplus (including the Sport Committee funds) increased to \$129,000 which represents a net margin of 7.2%

Consolidated cash at 31 December 2016 was \$736,000, up from \$629,000 the year before. It is reassuring to see that EQ's operating surplus continue to be reflected in increased cash reserves.

The figures exceeded our budget for 2016 and we are therefore in an excellent position to retain our focus on our members and sporting committees.

As a result, Equestrian Queensland will continue its commitment to reinvesting money back into the sport which is reflected in our 2017 budget.

Our auditors, Byron's Chartered Accountants, have undergone a restructure and are now known as Moore Stephens. The board has agreed to appoint them for a fourth term for the 2017 audit.

**CHRIS LOK**  
EQUESTRIAN QUEENSLAND TREASURER



Equestrian Queensland Consolidated

PO Box 1358  
Coorparoo DC Qld 4151

**Profit & Loss [With Last Year]**

January 2016 To December 2016

	This Year	Last Year
<b>INCOME</b>		
Government Grants	\$200,000.00	\$200,000.00
Membership Fees	\$714,614.00	\$655,821.00
Horse Registration	\$136,180.00	\$126,167.00
Administration	\$64,121.00	\$37,413.00
Disciplines	\$12,068.00	\$1,050.00
NCAS	\$1,064.00	\$3,441.00
Athlete Development	\$18,160.00	\$294.00
NOAS	\$100.00	\$0.00
<b>Total INCOME</b>	<b>\$1,146,307.00</b>	<b>\$1,024,186.00</b>
Total Cost of Sales	\$0.00	\$0.00
Gross Profit	\$1,146,307.00	\$1,024,186.00
<b>EXPENSES</b>		
Membership & Registration	\$216,874.00	\$205,416.00
Staffing	\$454,259.00	\$456,636.00
Administration	\$158,047.00	\$137,886.00
ParaEquestrian	\$241.00	\$350.00
Disciplines	\$171,686.00	\$152,739.00
NCAS	\$200.00	\$1,500.00
Equestrian Promotions/Other	\$68,533.00	\$39,159.00
<b>Total EXPENSES</b>	<b>\$1,069,841.00</b>	<b>\$993,687.00</b>
Operating Profit	\$76,466.00	\$30,499.00
Net Profit/(Loss)	\$76,466.00	\$30,499.00

Equestrian Queensland Inc

PO Box 1358  
Coorparoo DC Qld 4151

**Balance Sheet [Last Year Analysis]**

December 2016

	This Year	Last Year
<b>Assets</b>		
<b>Current Assets</b>		
Cash On Hand		
EQ Main Acc 02-651-1255	\$17,304.00	\$17,771.00
Electronic Payments	\$0.00	\$0.00
EQ High Interest	\$371,289.00	\$335,439.00
Petty Cash	\$250.00	\$250.00
<b>Total Cash On Hand</b>	<b>\$388,842.00</b>	<b>\$353,461.00</b>
<b>Total Current Assets</b>	<b>\$388,842.00</b>	<b>\$353,461.00</b>
<b>Other Assets</b>		
Trade Debtors	\$4,705.00	\$3,170.00
Prepayments	\$5,632.00	\$4,176.00
Payment in Adv - Awards Night	\$0.00	\$3,368.00
<b>Total Other Assets</b>	<b>\$10,337.00</b>	<b>\$10,715.00</b>
<b>Property &amp; Equipment</b>		
Equipment Branch		
Equipment at Cost	\$81,722.00	\$67,524.00
Equipment Accum Dep'nc	(\$52,236.00)	(\$41,331.00)
<b>Total Equipment Branch</b>	<b>\$29,486.00</b>	<b>\$26,193.00</b>
<b>Total Property &amp; Equipment</b>	<b>\$29,486.00</b>	<b>\$26,193.00</b>
<b>Total Assets</b>	<b>\$428,665.00</b>	<b>\$390,368.00</b>
<b>Liabilities</b>		
<b>Current Liabilities</b>		
<b>Accruals</b>		
Trade Creditors	\$1,573.00	\$13,730.00
Accrual Expenses	\$11,203.00	\$7,913.00
<b>Total Accruals</b>	<b>\$12,775.00</b>	<b>\$21,644.00</b>
<b>GST Liabilities</b>		
GST Collected	\$11,956.00	\$14,811.00
GST Paid	(\$7,295.00)	(\$8,958.00)
<b>Total GST Liabilities</b>	<b>\$4,661.00</b>	<b>\$5,852.00</b>
<b>Payroll Liabilities</b>		
Superannuation Payable	\$155.00	\$7,635.00
PAYG Withholding Payable	\$5,251.00	\$6,237.00
Employee Benefits - Annual	\$28,859.00	\$30,321.00

Report continued  
next page



Equestrian Queensland Inc

PO Box 1358  
Coorparoo DC Qld 4151

**Balance Sheet [Last Year Analysis] cont.**

December 2016

	This Year	Last Year
Employee Benefits - LSL	\$23,947.00	\$20,247.00
Salary Sacrifice - Car lease	\$73.00	\$437.00
Total Payroll Liabilities	\$58,284.00	\$64,878.00
Total Current Liabilities	\$75,720.00	\$92,374.00
Unearned Revenue (Memberships)		
Competitor - Life	\$145.00	\$509.00
Competitor - Senior	\$45,673.00	\$65,100.00
Competitor - Junior	\$15,750.00	\$29,509.00
Competitor - EA/PCA Junior	(\$227.00)	(\$227.00)
Supporter - Officials	\$2,764.00	\$3,295.00
Supporter - Owners	\$3,459.00	\$2,636.00
Supporter - Coach	\$1,714.00	\$2,109.00
Support Other	\$527.00	\$791.00
Participant - Junior	\$2,109.00	\$1,977.00
Participant - Senior	\$12,218.00	\$12,391.00
Sport Affiliate - Schools, S/S	\$5,250.00	\$3,664.00
Sport Affiliate - Breed Societ	\$0.00	\$345.00
Club 0-2	\$2,086.00	\$2,025.00
Advance Inc - Awards Night	\$5,227.00	\$0.00
Bank Interest	\$0.00	\$1.00
Nominate Collection Fee	\$0.00	(\$6,386.00)
Total Unearned Revenue (Memberships)	\$96,695.00	\$117,740.00
Disciplines		
Dressage	\$0.00	(\$80.00)
Dressage Bridle Numbers	(\$250.00)	\$210.00
Showhorse	\$0.00	\$90.00
Total Disciplines	(\$250.00)	\$220.00
Equestrian Western Australia	\$40.00	\$40.00
Total Liabilities	\$172,206.00	\$210,374.00
Net Assets	\$256,459.00	\$179,993.00
Equity		
Member's Equity		
Prior Year Adjustments	\$0.00	\$1,933.00
Total Member's Equity	\$0.00	\$1,933.00
Retained Earnings	\$179,993.00	\$147,561.00
Current Year Earnings	\$76,466.00	\$30,499.00
Total Equity	\$256,459.00	\$179,993.00



EQUESTRIAN QUEENSLAND INC.  
FINANCIAL STATEMENTS  
FOR THE YEAR ENDED 31 DECEMBER 2016

INDEX		
Page	1 – 2	Independent Audit Report to the Members
	3	Statement by the Committee
	4	Statement of Profit or Loss and Other Comprehensive Income
	5	Statement of Financial Position
	6	Statement of Cash Flows
	7	Statement of Changes in Equity
	8 - 14	Notes to and Forming Part of the Financial Statements

Moore Stephens NSW  
7/9 Castlereagh Street  
Sydney NSW 2000

T +61 (0)2 8377 9000  
F +61 (0)2 8745 3400

[www.moorestephens.com.au](http://www.moorestephens.com.au)

## Independent Auditor's Report to the Members of Equestrian Queensland Inc.

### Report on the Financial Report

We have audited the accompanying financial report, being a special purpose financial report of Equestrian Queensland Inc. (the Association), which comprises the statement of financial position as at 31 December 2016, the statement of profit or loss and other comprehensive income, statement of changes in equity and statement of cash flows for the year then ended, notes comprising a summary of significant accounting policies and other explanatory information, and the statement by members of the Committee.

#### Auditor's Opinion

In our opinion, the financial report presents fairly, in all material respects, the financial position of Equestrian Queensland Inc. as at 31 December 2016, and of its financial performance and its cash flows for the year ended in accordance with the financial reporting requirements of the *Associations Incorporations Act (QLD) 1981* and the accounting policies described in Note 1 to the financial statements.

#### Committee's Responsibility for the Financial Report

The Committee of the Association is responsible for the preparation of the financial report, and have determined that the basis of preparation described in Note 1, is appropriate to meet the requirements of the *Associations Incorporation Act (Qld) 1981* and is appropriate to meet the needs of the members. The Committee's responsibility also includes such internal control as the Committee determines is necessary to enable the preparation of a financial report that is free from material misstatement, whether due to fraud or error.

#### Auditor's Responsibility

Our responsibility is to express an opinion on the financial report based on our audit. We have conducted our audit in accordance with Australian Auditing Standards. Those standards require that we comply with relevant ethical requirements relating to audit engagements and plan and perform the audit to obtain reasonable assurance whether the financial report is free from material misstatement.

An audit involves performing procedures to obtain audit evidence about the amounts and disclosures in the financial report. The procedures selected depend on the auditor's judgement, including the assessment of the risks of material misstatement of the financial report, whether due to fraud or error. In making those risk assessments, the auditor considers internal control relevant to the entity's preparation of the financial report that gives a true and fair view in order to design audit procedures that are appropriate in the circumstances, but not for the purpose of expressing an opinion on the effectiveness of the entity's internal control. An audit also includes evaluating the appropriateness of accounting policies used and the reasonableness of accounting estimates made by the Committee, as well as evaluating the overall presentation of the financial report.

We believe that the audit evidence we have obtained is sufficient and appropriate to provide a basis for our audit opinion.

#### Independence

In conducting our audit, we have complied with the independence requirements of the Australian professional ethical pronouncements.

#### Basis of Accounting

Without modifying our opinion, we draw attention to Note 1 to the financial report, which describes the basis of accounting. The financial report has been prepared to assist Equestrian Queensland Inc. to meet the requirements of the *Associations Incorporations Act (QLD) 1981*. As a result, the financial report may not be suitable for another purpose.



Elizabeth Perez  
Partner – Auditor  
Moore Stephens NSW

Date: 22 February 2017




*EQUESTRIAN QUEENSLAND INC. STATEMENT BY THE COMMITTEE*

The committee has determined that the Association is not a reporting entity and that this special purpose financial report should be prepared in accordance with the accounting policies outlined in Note 1 to the financial statements.

In the opinion of the members of the Committee:

- a) The accompanying statement of profit or loss and other comprehensive income is drawn up so as to give a true and fair view of the results of the Association for the year ended 31 December 2016;
- b) The accompanying statement of financial position is drawn up so as to give a true and fair view of the state of affairs of the Association as at 31 December 2016; and
- c) At the date of this statement, there are reasonable grounds to believe that the Association will be able to pay its debts as and when they fall due.

This statement is made in accordance with a resolution of the committee and is signed for and on behalf of the committee by:

  
Chairman  
Date - 21 FEB 2017

**EQUESTRIAN QUEENSLAND INC  
STATEMENT OF PROFIT OR LOSS AND OTHER COMPREHENSIVE INCOME  
FOR THE YEAR ENDED 31 DECEMBER 2016**

		2016	2015
		\$	\$
Revenue	2	1,783,037	1,741,753
Expenses	3	(1,657,203)	(1,668,743)
Net Surplus		<u>125,834</u>	<u>73,010</u>
Other comprehensive income		-	-
Total comprehensive income for the period		<u>125,834</u>	<u>73,010</u>

The accompanying notes form part of these financial statements

**EQUESTRIAN QUEENSLAND INC.  
STATEMENT OF FINANCIAL POSITION  
AS AT 31 DECEMBER 2016**

	Notes	2016 \$	2015 \$
<b>CURRENT ASSETS</b>			
Cash and Cash Equivalents		736,636	629,260
Trade and other receivables	4	8,170	10,065
Prepayments		20,205	25,130
Inventory		15,571	13,727
<b>TOTAL CURRENT ASSETS</b>		<u>780,582</u>	<u>678,182</u>
<b>NON – CURRENT ASSETS</b>			
Plant and equipment	5	112,496	126,389
<b>TOTAL ASSETS</b>		<u>893,078</u>	<u>804,571</u>
<b>CURRENT LIABILITIES</b>			
Trade and other payables		21,985	40,506
Unearned income	6	96,695	117,740
Employees entitlements – annual leave		28,859	30,321
Employees entitlements – long service leave		14,921	12,983
<b>TOTAL CURRENT LIABILITIES</b>		<u>162,460</u>	<u>201,550</u>
<b>NON – CURRENT LIABILITIES</b>			
Employees entitlements – long service leave		9,026	7,263
<b>TOTAL LIABILITIES</b>		<u>171,486</u>	<u>208,813</u>
<b>NET ASSETS</b>		<u>721,592</u>	<u>595,758</u>
<b>EQUITY</b>			
Accumulated surplus		<u>721,592</u>	<u>595,758</u>

The accompanying notes form part of these financial statements

**EQUESTRIAN QUEENSLAND INC.**

**STATEMENT OF CASH FLOWS  
FOR THE YEAR ENDED 31 DECEMBER 2016**

	Notes	2016 \$	2015 \$
<b>CASH FLOWS FROM OPERATING ACTIVITIES</b>			
Receipts from members and grants from government		1,776,839	1,778,058
Payments to suppliers		(1,661,024)	(1,656,773)
Interest Received		8,093	11,062
<b>Net cash generated from operating activities</b>	7	<u>123,908</u>	<u>132,347</u>
<b>CASH FLOW FROM INVESTING ACTIVITIES</b>			
Purchase of property, plant and equipment		(16,532)	(33,219)
<b>Net cash (used) in investing activities</b>		<u>(16,532)</u>	<u>(33,219)</u>
<b>Net increase in cash and cash equivalents held</b>		107,376	99,128
<b>Cash and cash equivalents at the beginning of the year</b>		<u>629,260</u>	<u>530,132</u>
<b>Cash and cash equivalents at the end of the year</b>		<u>736,636</u>	<u>629,260</u>

The accompanying notes form part of these financial statements



EQUESTRIAN QUEENSLAND INC.

STATEMENT OF CHANGES IN EQUITY  
FOR THE YEAR ENDED 31 DECEMBER 2016

Accumulated surplus	\$
Balance 31 December 2014	522,748
Comprehensive income for the year	<u>73,010</u>
Balance 31 December 2015	595,758
Comprehensive income for the year	<u>125,834</u>
Balance 31 December 2016	<u>721,592</u>

The accompanying notes form part of these financial statements

EQUESTRIAN QUEENSLAND INC

NOTES TO AND FORMING PART OF THE FINANCIAL STATEMENTS  
FOR THE YEAR ENDED 31 DECEMBER 2016

1. SUMMARY OF SIGNIFICANT ACCOUNTING POLICIES

These financial statements are special purpose financial statements prepared in order to satisfy the financial report requirements of the *Associations Incorporations Act (QLD) 1981*. The Committee has determined that the Association is not a reporting entity.

The financial statements have been prepared on an accruals basis and are based on historic costs and do not take into account changing money values or, except where specifically stated, current valuations of non-current assets.

The following significant accounting policies, which are consistent with the previous period unless stated otherwise, have been adopted in the preparation of these financial statements.

a) *Plant and equipment*

Plant and equipment is carried at cost less, where applicable, any accumulated depreciation.

*Depreciation*

Depreciation has been charged on plant and equipment at rates assessed to match the cost of each of the assets over their economic life. Depreciation rates vary from 10% to 30% and are applied on a diminishing value basis.

The assets' residual values and useful lives are reviewed, and adjusted if appropriate, at the end of each reporting period.

Gains and losses on disposals are determined by comparing proceeds with the carrying amount. These gains or losses are included in the statement of profit or loss and other comprehensive income.

b) *Cash and cash equivalents*

For purposes of the statement of cash flows, cash includes deposits at call which are readily convertible to cash on hand and which are used in the cash management function on a day to day basis, net of outstanding bank overdrafts.

c) *Financial instruments*

*Recognition*

Financial instruments are initially measured at cost on trade date, which includes transaction costs, when the related contractual rights or obligations exist. Subsequent to initial recognition these instruments are measured as set out below:

*Financial assets at fair value through profit and loss*

A financial asset is classified in this category if acquired principally for the purpose of selling in the short term or if so designated by management. Derivatives are also categorised as held for trading unless they are designated as

NOTES TO AND FORMING PART OF THE FINANCIAL STATEMENTS  
FOR THE YEAR ENDED 31 DECEMBER 2016

1. SUMMARY OF SIGNIFICANT ACCOUNTING POLICIES

hedges. Realised and unrealised gains and losses arising from changes in the fair value of these assets are included in the statement of profit or loss and other comprehensive income.

*Loans and receivables*

Loans and receivables are non – derivative financial assets with fixed or determinable payments that are not quoted in an active market and are stated at amortised cost using the effective interest rate method.

*Held – to – maturity investments*

These investments have fixed maturities, and it is the entity's intention to hold these investments to maturity. Any held – to – maturity investments held by the entity are stated at amortised cost using the effective interest rate method.

*Available – for – sale financial assets*

Available – for – sale financial assets include any financial assets not included in the above categories. Available – for – sale financial assets are reflected at fair value. Unrealised gains and losses arising from changes in fair value are recognised as other comprehensive income.

*Financial liabilities*

Non – derivative financial liabilities are recognised at amortised cost, comprising original debt less principal payments and amortisation.

*Fair Value*

Fair value is determined based on current bid prices for all quoted investments. Valuation techniques are applied to determine the fair value for all unlisted securities, including recent arm's length transactions, reference to similar instruments and option pricing models.

*Impairment*

At the end of each reporting period, the entity assesses whether there is objective evidence that a financial instrument has been impaired. In the case of available – for sale financial instruments, a prolonged decline in the value of the instrument is considered to determine whether impairment has arisen. Impairment losses are recognised in the statement of profit or loss and other comprehensive income.

d) *Impairment of assets*

At the end of each reporting period, the entity reviews the carrying values of its tangible and intangible assets to determine whether there is any indication that those assets have been impaired. If such an indication exists, the recoverable amount of the asset, being the higher of the asset's fair value less costs to sell and value in use, is compared to the asset's carrying value. Any excess of the asset's carrying value over its recoverable amount is expensed to the statement of profit or loss and other comprehensive income.

NOTES TO AND FORMING PART OF THE FINANCIAL STATEMENTS  
FOR THE YEAR ENDED 31 DECEMBER 2016

1. SUMMARY OF SIGNIFICANT ACCOUNTING POLICIES

Impairment testing is performed annually for goodwill and intangible assets with indefinite lives. Where it is not possible to estimate the recoverable amount of an individual asset, the entity estimates the recoverable amount of the cash – generating unit to which the asset belongs.

e) *Income Tax*

No provision is made for income tax as the Committee considers the Association to be exempt from income tax pursuant to Section 50.5 of *The Income Tax Assessment Act 1997*.

f) *Employee entitlements*

Liabilities for wages, salaries and annual leave are recognised, and are measured as the amount unpaid at the reporting date at current pay rates in respect of employees' services up to that date.

A liability for long service leave is recognised, and its measured as the value of unconditional entitlements in respect of service periods exceeding five years, at pay rates applicable at the end of each reporting period.

The association's obligations for long-term employee benefits are presented as non-current provisions in its statement of financial position, except where the association does not have an unconditional right to defer settlement for at least 12 months after the reporting date, in which case the obligations are presented as current provisions.

g) *Revenue*

Revenue is measured at the fair value of the consideration received or receivable.

Interest revenue is recognised using the effective interest rate method.

Membership income is recognised as revenue over the membership period. Unearned membership income in the statement of financial position represents amounts collected for memberships which have not yet been earned.

Grant income received from Government is brought to account when received except where unspent amounts are refundable, in which case the funding is recognised over the period of expenditure.



EQUESTRIAN QUEENSLAND INC

NOTES TO AND FORMING PART OF THE FINANCIAL STATEMENTS  
FOR THE YEAR ENDED 31 DECEMBER 2016

1. SUMMARY OF SIGNIFICANT ACCOUNTING POLICIES

h) *Goods and Services Tax (GST)*

Revenues, expenses and assets are recognised net of the amount of GST, except where the amount of GST incurred is not recoverable from the Australian Taxation Office. In these circumstances the GST is recognised as part of the cost of acquisition of the asset or as part of an item of the expense. Receivables and payables in the statement of financial positions are shown inclusive of GST.

Cash flows are presented in the statement of cash flows on a gross basis, except for the GST component of investing and financing activities, which are disclosed as operating cash flows.

i) *Adoption of New and revised Accounting Standards*

There are no accounting standards issued between the previous financial statements and the current reporting date that have a material impact in the Association.

**Critical estimates and judgements**

The committee evaluate estimates and judgements incorporated into the financial report based on historical knowledge and best available current information. Estimates assume a reasonable expectation of future events and are based on current trends and economic data, obtained externally and within the Association.

There were no significant estimates or judgements used by the committee in the preparation of these financial statements.

EQUESTRIAN QUEENSLAND INC.

NOTES TO AND FORMING PART OF THE FINANCIAL STATEMENTS  
FOR THE YEAR ENDED 31 DECEMBER 2016

	2016 \$	2015 \$
<b>2. REVENUE</b>		
Queensland Government Grant (9)	200,000	200,000
Equestrian Queensland	946,307	824,187
Carriage Driving Queensland	4,000	5,133
Dressage Queensland	288,880	387,872
Eventing Queensland	49,462	46,963
Show Horse Queensland	60,308	42,374
Show jumping Queensland	138,899	103,772
Vaulting Queensland	9,129	42,347
Interschool Queensland	191,402	221,468
	<u>1,888,387</u>	<u>1,874,116</u>
Less: inter-discipline transactions	(105,350)	(132,363)
Total Revenue	<u>1,783,037</u>	<u>1,741,753</u>
<b>3. EXPENSES</b>		
Administration expenses	179,193	166,977
Depreciation	28,593	33,440
Employee benefits expenses	454,259	456,636
Membership and horse registration expenses	216,874	205,416
Event expenses	511,776	599,745
Other	266,508	206,529
	<u>1,657,203</u>	<u>1,668,743</u>
Total Expenses		
	<u>1,657,203</u>	<u>1,668,743</u>
Expenditure has been incurred by the various disciplines as follows:		
Equestrian Queensland	1,069,841	993,687
Carriage Driving Queensland	2,584	1,114
Dressage Queensland	292,793	391,381
Eventing Queensland	40,750	45,823
Show Horse Queensland	47,941	38,426
Show Jumping Queensland	112,183	96,770
Vaulting Queensland	8,213	34,589
Interschool Queensland	188,248	199,316
	<u>1,762,553</u>	<u>1,801,106</u>
Less: inter-discipline transactions	(105,350)	(132,363)
	<u>1,657,203</u>	<u>1,668,743</u>



**EQUESTRIAN QUEENSLAND INC.**  
**NOTES TO AND FORMING PART OF THE FINANCIAL STATEMENTS**  
**FOR THE YEAR ENDED 31 DECEMBER 2016**

	2016	2015
	\$	\$
<b>4. TRADE AND OTHER RECEIVABLES</b>		
Trade and other receivables	8,170	10,065
Less: provision for impaired debts	-	-
	<u>8,170</u>	<u>10,065</u>
<b>5. PLANT AND EQUIPMENT</b>		
Cost	260,529	249,070
Less: accumulated depreciation	(148,033)	(122,681)
Total plant and equipment	<u>112,496</u>	<u>126,389</u>
<b>6. UNEARNED INCOME</b>		
Unearned membership income	96,695	117,740
	<u>96,695</u>	<u>117,740</u>
<b>7. RECONCILIATION OF CASH FLOWS FROM OPERATING ACTIVITIES WITH NET SURPLUS</b>		
Net Surplus	125,834	73,010
Non – cash flows items		
Depreciation	28,593	19,568
Write off of equipment	1,832	13,873
<b>Changes in assets and liabilities</b>		
Decrease / (Increase) in trade receivables and prepayments	6,820	(15,454)
(Decrease) / Increase in trade and other payables	(18,521)	8,721
(Decrease) / Increase in unearned income	(21,045)	35,119
Increase in accrued employee entitlements	2,239	11,237
(Increase) in inventory	(1,844)	(13,727)
Cash flows from operating activities	<u>123,908</u>	<u>132,347</u>
<b>8. OPERATING LEASE COMMITMENTS</b>		
Non – cancellable operating leases contracted for but not recognised in the financial statements		
Payable – minimum lease payments		
Not later than 12 months	21,756	18,060
Between 12 months and five years	6,441	-
	<u>28,197</u>	<u>18,060</u>
<b>9. GOVERNMENT GRANTS</b>		
Grant received from State of Queensland (1)	200,000	200,000
	<u>200,000</u>	<u>200,000</u>

(1) This grant is through the Department of National Parks, Recreation, Sport and Racing. It represents 11.2% of total revenue for 2016. (2015: 11.5%)

**EQUESTRIAN QUEENSLAND INC.**  
**NOTES TO AND FORMING PART OF THE FINANCIAL STATEMENTS**  
**FOR THE YEAR ENDED 31 DECEMBER 2016**

**10. EVENTS AFTER THE REPORTING PERIOD**

No matters or circumstances have arisen since the year end of the financial year which significantly affected or may affect the operations of the Association, the result of those operations, or the state of affairs of the Association in the future.

**11. CONTINGENT LIABILITIES**

There are no contingent liabilities or contingent assets as at the balance date.



Photo: Oz Shotz Sports Photography  
Nicole Tough and Borsato



Dedication Riding Challenging Community  
 Partnership Rider Competition Friendship  
 Love Lifestyle Horses Freedom Fun  
 Expensive Pleasure Passion Enjoyment  
 Commitment Hobby Rewarding Sport Life

Friends Freedom Love Partnership Commitment  
 Training Life Passion Enjoyment Horses  
 Fun Learning Challenging Dedication  
 Competition Exercise Rewarding Educational  
 Social Friendship

Learning Teamwork Friends Partnership Enjoyment  
 Education Life Challenging Lifestyle Competition  
 Fun Dedication Expensive community  
 Horse Exciting Rewarding Training  
 Passion Competing Love Achievement Friendship  
 Riding Social



DRESSAGE  
QUEENSLAND

@DressageQLD  
#dressageqld



JUMPING  
QUEENSLAND

@JumpingQLD  
#jumpingqld



EVENTING  
QUEENSLAND

@EventingQLD  
#eventingqld



INTERSCHOOL  
QUEENSLAND

@InterschoolQLD  
#interschoolqld



SHOW HORSE  
QUEENSLAND

@ShowhorseQLD  
#showhorseqld



VAULTING  
QUEENSLAND

@VaultingQLD  
#vaultingqld



DRIVING  
QUEENSLAND

@CarriageDrivingQLD  
#carriagedrivingqld



EQUESTRIAN  
QUEENSLAND

@EquestrianQLD  
#equestrianqld





**Queensland  
Government**

*The Queensland Government provided \$600,000 to Equestrian Queensland under the Queensland Sport and Recreation Industry Development Program 2014-2016 to increase Queenslanders participation in sport and recreation activities.*

PO Box 1358 Coorparoo DC 4151  
Phone: (07) 3890 6611 Fax: (07) 3891 3088  
Email: [enquiries@equestrianqld.com.au](mailto:enquiries@equestrianqld.com.au)  
[@equestrianqld](https://www.facebook.com/equestrianqld) [qld.equestrian.org.au](http://qld.equestrian.org.au) [#equestrianqld](https://www.instagram.com/equestrianqld)