



ANNUAL REPORT

2020





Photo Credit: Jasmin Dunmore Photography
Pictured: 2020 EQ Xmas Celebration Trackside

CONTENTS



EQUESTRIAN
QUEENSLAND

Chair Report	4
Treasurer Report	7
CEO Report	8
EQ Overview	10
Organisation Listing	11
Initiatives	12
Funding	13
Xmas Celebration	15
Dressage Queensland	16
Jumping Queensland	20
Eventing Queensland	24
Interschool Queensland	28
Show Horse Queensland	32
Vaulting Queensland	36
Driving Queensland	40
Equestrian Queensland	44
Audited Financial Statements	46



CHAIR David Finch

Dear members

It has been my pleasure and privilege to serve as Chair of Equestrian Queensland (EQ) for a sixth consecutive year. On behalf of the Board of EQ, I extend our sincere appreciation to all members, volunteers, officials, coaches, event organisers and participants for your support and dedication to the sport in 2020.

2020 was certainly one of the most challenging years in so many aspects of our lives. One of the many positives for our sport though, was the collaboration between volunteers, event organisers, clubs, committees and EQ to engage with members, keep them informed during the periods of uncertainty and deliver a full calendar of safe activities when COVID-19 restrictions eased.

The 2020 calendar involved the delivery of many successful events and activities which included the:

- Brisbane CDN, which was live streamed internationally and reached 199,550 people.
- Gatton Spring into Jumping, with 176 participants, 377 horses and 1171 entries.
- Interschool Queensland State and Regional Championships with 497 junior participants, 620 horses and 1061 entries, making it the largest Interschool event in recent years.
- National Eventing competitions at Tamborine Equestrian Group (including the Eventing Queensland State Championships and Three Day Event), Warwick Horse Trials, Toowoomba Jump Club and Fraser Coast Horse Trials.
- A record nine Show Horse Queensland Events which included the Horse of the Year competition with 96 competitors, 159 horses and 351 entries.
- Delivery of four Driving Queensland roadshow events in South East Queensland to support existing, new and potential drivers.
- Delivery of the Vaulting Queensland “Back into Vaulting” forum to bring the vaulting community together and plan for 2021.

I am very pleased to report that EQ has delivered our seventh consecutive year of membership growth and our ninth consecutive operating surplus.

I am extremely proud of what EQ has achieved and I am pleased to advise that in 2021 EQ will be delivering increased funding to support the development and education of officials in the sport, along with new initiatives to support our regional members located outside of South East Queensland.

EQ has been very fortunate to have a highly credentialed and collaborative Board to ensure we continue to improve the services we provide to members, which are aligned to the EQ Strategic Plan and organisational values of Welfare of the Horse and Member Safety, Fair Play, Accountability, Integrity and Respect.



CHAIR David Finch

I extend my sincere appreciation to EQ directors Corey Keable, Susan Austin, Nicholas Ballard, Jacqui Huppert, Naomi Lane and Jane Harms for their support, trust and contributions over the past 12 months.

I take this opportunity to acknowledge and thank the former Equestrian Australia (EA) Board, especially former directors Helen Hamilton-James, John Glenn, Peter Toft and Cathi Collier for their courageous leadership to commence the long overdue reform process for equestrian sport in Australia. I also take this opportunity to welcome and congratulate the new EA Board directors on their appointments. EQ looks forward to working collaboratively with the new EA Board to deliver meaningful and lasting reform of the sport for the benefit of all members.

On behalf of the Board, I thank CEO Briston Toft and the team at EQ for their ongoing commitment to serving our members. The EQ Board is very proud of the achievements of the EQ team in 2020 which included the delivery of new member benefits, such as the Virtual Dressage Series, Freeform event, 30 Day Challenge and the new educational series. Our membership base has been well served by the staff in the office for a number of years and they continue to do an outstanding job.

After serving two consecutive terms on the EQ Board, I am required in accordance with the EQ Constitution to stand down from the Board. Susan Austin, who has also served two consecutive terms and is also required to stand down.

It has been my absolute privilege to serve as Chair of EQ for the past six years. I wish the current and new EQ directors the very best as they continue to advocate for all members and ensure that EQ remains an industry leader for the equine community that delivers valued services to its members.

DAVID FINCH

**CHAIR
EQUESTRIAN QUEENSLAND**

Photo Credit: The J'Taime
Pictured: Eloise Kings and
Neenahs Diamonds & Pearls





EQUESTRIAN
QUEENSLAND



TREASURER

Susan Austin

Financial Statements to 31 December 2020

I am pleased to report that Equestrian Queensland remains in a healthy financial position following a different and challenging year.

A strong influx of membership renewals positioned EQ in a strong position at the start of the year with many exciting initiatives on the cards.

Inevitably, the restrictions imposed by Covid-19 ended up having an adverse impact on our membership and event income.

Fortunately, EQ was eligible for the Federal Government's Cash Flow Boost payment as well as the first instalment of the JobKeeper program. This allowed our team to keep operating at full capacity and adapt our strategies to the new landscape.

Total revenue for 2020 ended up at \$1.97m. The reduction of \$200,000 on the year prior was the result of reduced or cancelled events across all our disciplines.

Despite the overall reduction in activity, the bottom line for the year was a surplus of \$321,000. The strong result is the reflection of diligent financial management as well as the deferral of certain initiatives as a result of Covid-19.

As such, EQ has emerged stronger and is in an excellent position to continue its activities in 2021 to ensure our long-term sustainability as a member-focused organisation.

Equestrian Queensland applies the highest level of diligence to income received from its members. The Board has established strict governance controls to ensure members' fees collected through levies are invested in accordance to its original purpose.

The Board has also recommended to re-appoint our auditors Moore (previously Moore Stephens) for the 2021 audit for adoption by the members at the 2020 AGM.

My tenure on the Board ends at the Annual General Meeting after serving two terms. Many thanks for the support of my fellow Board Members and the EQ staff during this time. Equestrian Queensland is in a strong financial position thanks to good governance processes, established financial practices and the dedication of our EQ team members.

SUSAN AUSTIN

TREASURER
EQUESTRIAN QUEENSLAND



CEO Briston Toft

Over the past year, Equestrian Queensland (EQ) has continued to make strong progress in line with each of our four strategic objectives –increasing participation across all levels of the sport, raising the standard of excellence, maintaining financial sustainability and delivering improved value to our members.

Supporting our members and the volunteers who deliver equestrian activities is a key priority for us and always will be. The past 12 months have been increasingly challenging for our clubs and event organisers and we express our sincere appreciation to the more than 1,660 volunteers, 128 registered coaches and 245 accredited officials for their support and dedication.

Our highlights for 2020 include;

- Delivery of good governance workshops and resources to support our affiliated clubs and sport committees, to build general knowledge and provide practical advice regarding addressing issues.
- Providing more than \$180,000 in direct investment through funding programs which support rider development, official and coach education, events and safety initiatives for regional clubs and affiliates.
- Delivery of the 14th EQ Awards with the induction of Mary Seefried and Chris Burton to the EQ Hall of Fame and the presentation of awards to our 14 category winners.
- Final release of the EQ Statewide Facilities Plan, Facilities Standards and Implementation Plan.
- Supporting the recruitment, refresh or upgrade of officials in the sport through education as well as providing funding to assist individual members with travel expenses associated with attending EA/FEI recognised courses.
- Implementation of new member benefits, such as our Virtual Dressage Series, Freeform event, 30 Day Challenge and educational series.
- Delivery of EA Coaching Intensive Clinic, EA Coach Educator update and EA SSTA course, and online coaching forums to support the accreditation and upgrade of new and existing coaches.
- Release of the EQ Q&A Series, providing members an opportunity to learn from a broad range of experienced equestrian professionals.
- Delivery of Queensland Horse Welfare Forum, with guest speaker Dr Roly Owers, World Horse Welfare.
- Supporting our members, clubs and event organisers to plan and return to activities and competition through the delivery of COVID Safe Plans, resources and support.
- Delivery of new member webinars including the *The Power of Positive Doing* Webinar with Dr Phil Jauncey.
- Supporting participation of clubs and the development of grassroots riders through the delivery of eight EQ Leaderboards and the Interclub Challenge.
- The continued investment in the EQ Aerovator to support EQ sport committees and affiliated clubs to prepare optimal competition surfaces prior to events.
- Another year of membership growth (seventh consecutive year) and an operating surplus (ninth consecutive year).



CEO
Briston Toft

2021 Priorities

Through effective financial management and governance oversight from the Board, EQ is in a very strong position to leverage its success to deliver increased opportunities for members in 2021. Our priorities will be centred around horse welfare, member safety, education and volunteer support, while working towards implementing new ways to support regional areas and providing further development opportunities for grassroots riders.

Acknowledgments

To the EQ team, Samantha Duffy, Tarni Woodhead, Melinda Robinson, Jodie Daly and Olivia Ruzsicska, thank you for your passion and dedication to supporting our members. Throughout 2020 you have continually demonstrated the organisation's values through your actions and delivered innovative and valued services to our members.

EQ acknowledges and thanks Pryde's EasiFeed and all our event sponsors and partners for their support to deliver high calibre events in Queensland which cater for grassroot participants right through to elite competitors.

Thank you to the Board of Equestrian Queensland for their leadership and dedication to advancing equestrian sport for the benefit of all members in what has been at times, a very challenging year.

Finally, I acknowledge and thank outgoing Equestrian Queensland Chair, David Finch and Treasurer, Sue Austin for their outstanding service to the sport to ensure EQ continues to be a member focused organisation that provides safe and enjoyable experiences for the growing number of horses and riders participating in EQ affiliated events.

BRISTON TOFT

CHIEF EXECUTIVE OFFICER
EQUESTRIAN QUEENSLAND



EQUESTRIAN
QUEENSLAND

EQUESTRIAN QUEENSLAND Overview

EST. 1951



EQUESTRIAN
QUEENSLAND

@EquestrianQLD
#equestrianqld



3,960
TOTAL
MEMBERS



1,660
CLUB
VOLUNTEERS



128
REGISTERED
COACHES



245
ACCREDITED
OFFICIALS

DIGITAL FOOTPRINT



28,430
TOTAL EQ
FAMILY FANS





13,074
SOCIAL FANS



3,056
NEWSLETTER
SUBSCRIBERS



58,346
UNIQUE VISITORS
PER YEAR



EQUESTRIAN
QUEENSLAND

AFFILIATES: 303

MEMBERS
RECREATIONAL: 422
PARTICIPANT: 823
COMPETITOR: 2,088
SUPPORTER: 324

JUNIOR 914
SENIOR 2,743

NEW HORSES: 714

2020 EQ/DQ VIRTUAL DRESSAGE SERIES:



558

TOTAL NO. OF ENTRIES

2020 EQ LEADERBOARD PARTICIPANTS:



490

RIDERS



595

HORSES



20

CLUBS



31

EVENTS

Board

Chair
Vice Chair
Treasurer
Directors

David Finch
Corey Keable
Susan Austin
Nicholas Ballard
Jane Harms
Jacqui Huppert
Naomi Lane

Sport Committee Chairs

Dressage
Jumping
Eventing
Interschool
Show Horse
Vaulting
Driving

Anita Barton
Rebecca Jenkins
Brett Cantle
Clinton Peters
Leigh Sears
Darani Cumming
Corby Cunnington / Debbie Hamilton

Coaching Advisory Group

Irene Bakels-Noreen
Darryn Fedrick
Geraldine Van Montfrans-Eady

Trudy Dougall
Sharyn Ross

Staff

CEO
Operations Manager
Sport Development Officer
- Interschool Queensland & Clubs
Communications
Membership Services
Business Trainee

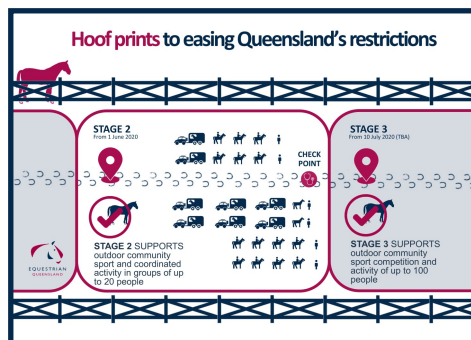
Briston Toft
Samantha Duffy

Melinda Robinson
Tarni Woodhead
Jodie Daly
Olivia Ruzsicska



EQUESTRIAN
QUEENSLAND

INITIATIVES





EQUESTRIAN
QUEENSLAND



FUNDING 2020

2020 Equestrian Queensland Funds Distribution



Sport Development / Rider Development

EQ provided \$31,170 to Affiliated Clubs and EQ Sport Committees to support member development, growth & participation across all disciplines through rider development clinics or protocol days.



Officials Education

EQ provided \$3,500 to support the development of EA accredited Officials by providing funds to assist with the delivery of accreditation courses and funds to assist with travel expenses associated with officials attending EA/FEI courses.



High Performance

EQ provided \$14,000 to support the development of elite athletes through EQ Sport Committee high performance programs.



Coaching Education

EQ provided \$4,000 to support the growth and development of EA Coaches, SSTA's and Coach Educators through the delivery of EA accreditation courses and assessment opportunities such as the EQ Coaching Intensive Clinic.



Event Funding & COVID-19

EQ provided \$53,845 to Affiliated Clubs and EQ Sport Committees to support the delivery of major events. EQ provided an additional \$17,000 in funding for COVID-19 resources and equipment to support events.



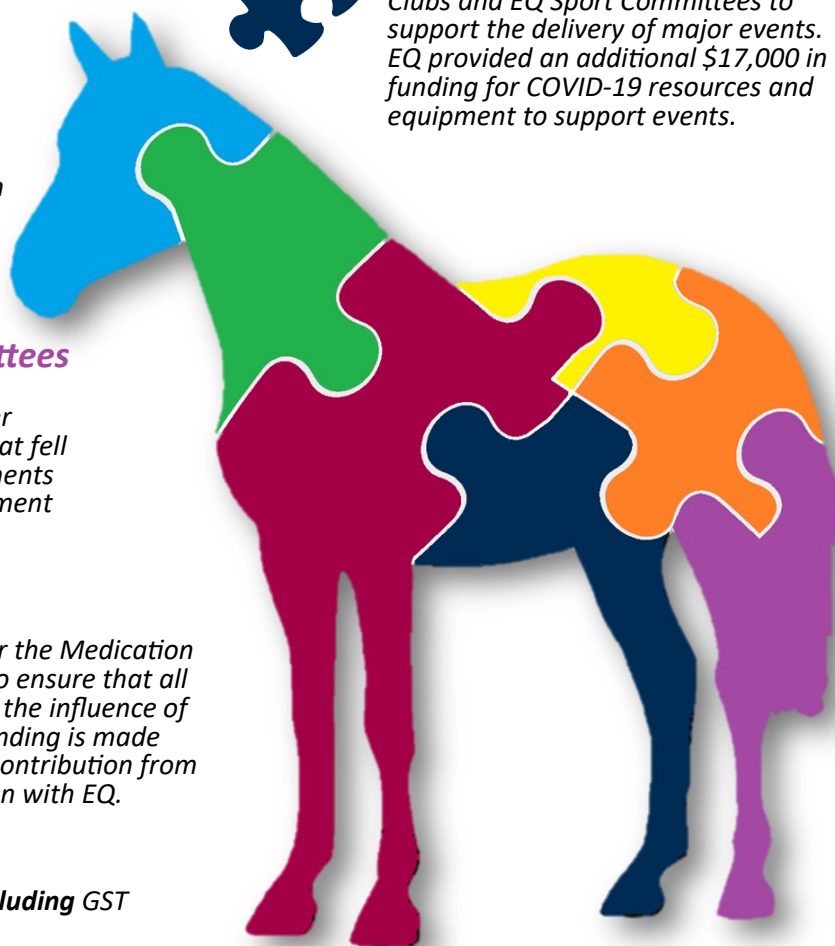
Grants to Sport Committees

EQ provided \$46,000 to EQ Sport Committees to deliver discipline specific initiatives that fell outside the eligibility requirements of the 2020 EQ Sport Development Funding programs.



Medication Control

EQ provided \$17,000 to deliver the Medication Control Program (swabbing) to ensure that all horses are competing without the influence of prohibited substances. This funding is made available through a financial contribution from each new life horse registration with EQ.



* All funding amounts are **excluding** GST

Photo Credit: The J'Taime
Pictured: 2020 Interschool Queensland
State Championships





EQUESTRIAN
QUEENSLAND

XMAS CELEBRATION Trackside

Unfortunately due to the disruption and uncertainties around COVID-19, our Annual Awards evening for 2020 was unable to go ahead.

On Friday 4 December 2020, Equestrian Queensland held a relaxed end of year Christmas celebration at the Ipswich Turf Club to bring everyone together and celebrate the achievements and contributions made by our equestrian community throughout a very challenging yet successful year.

The event began at 4:30pm with the last race at the venue running at 5pm. Included was our entertaining 'Fashions on the Field' won by Gemma Creighton-Buchanan and Jack Menadue followed by 'Happy Hour' with canape's, noodle boxes and live music.

The sport committees presented their performance and volunteer awards. Special thanks must go to our volunteers in the sport for their tireless contribution, passion and energy. Even in challenging circumstances, our volunteers rose to the occasion and adhered to the requirements imposed due to restrictions.

The EQ Leaderboard and Interclub Challenge awards were also presented and celebrated. The Leaderboard continues to thrive and engage our members across the disciplines of Dressage, Eventing and Jumping. We look forward to a full calendar of events in 2021.

Congratulations to all award winners and we thank everyone for making it a wonderful evening.



Photo Credit: Jasmine Dunmore Photography

A special thanks to
our valued
sponsors:



Finch Farm

RED
SHED
BUSINESS
ADVISORS



SAGACITY
CONSULTING
TOUGH ASSIGNMENTS



CPRGROUP
connelly project resources

te
Toft Endurance





DRESSAGE QUEENSLAND Report

2020 was not a year that will be easily forgotten, however, despite a global pandemic, national lockdown and economic crisis Dressage Queensland were able to deliver a number of events and initiatives to our members.

Lockdown saw us change the way we meet, with a move towards online platforms, for our committee meetings. In conjunction with Equestrian Queensland, we also launched the first EQ/DQ Virtual Dressage Series. This event was proudly supported by The Saddlefitter and Aitkens Saddlery, and helped to keep riders motivated and engaged. Both judges and riders credited the event with improving morale and mental health during a tough isolating time for everyone. Riders participated from all around Australia, but particularly reached the regional and remote areas. Dressage Queensland are continuing this series in 2021.

Despite the best efforts of the committee, The Saddlefitter Brisbane CDI was downgraded to a CDN due to both international and state border closures leaving no other option. COVID requirements and a cluster of COVID cases immediately preceding the event meant spectators were limited, interstate competitors and officials were excluded and COVID restrictions were strict. Even so, the event was still of very high quality and well attended by Queensland riders.

Victorian-based Equestrian Life worked with the committee to utilise remote live streaming to bring the event to dressage enthusiasts who were unable to attend the event. There were reports of spectators from the Netherlands, Hong Kong, New Zealand and other countries. The Saddlefitter will continue as naming rights sponsor for the event in 2021, and at this stage we are planning for the event to be run as a CDI. If this happens, we will be the first Australasian CDI since February 2020.

Kerri-Lee Ryder and the Toowoomba Dressage Group ran a very successful and much appreciated Queensland Youth and Pony Championships.

Dressage Queensland Riders Series events were well run by Kristy Battista and Ashley Pryde, who were first in line to run a large event post-lockdown and did so ably and admirably. The DQRSC also ran a hugely successful fundraiser event to support the upgrade of two outdoor arenas at the Barr Oval complex to a Martin Collins wax fibre surface, something we hope will be installed in the first half of 2021. The committee raised over \$20,000 between the fundraising event and the virtual dressage series to go towards these upgrades. In conjunction with Equestrian Queensland, Gary Lung ran a hugely successful multi-discipline Youth Development camp early in 2021.

In the absence of our 2020 end of year performance awards Dressage Queensland instead recognised and acknowledged long serving volunteers from clubs and within our subsidiary committees, a gesture that was well received.

On the committee we farewelled Zoe Saxby in her role as treasurer and long-standing member Gary Lung in 2020. In their place we welcomed Racheal Spring and Kerri-Lee Ryder. In 2021 we are very sad to farewell Kim Tenkate as she focuses on her family, as well as Nicole Tough and Linda Laing, both of whom have completed two terms of service. The remaining committee cannot thank our outgoing members enough for their commitment to the sport. We will warmly welcome Anne McDiarmid from Northern NSW and Nicole Magoffin as our incoming committee members. Dressage Queensland sincerely thank all our sponsors, volunteers, officials and participants for their support and enthusiastic involvement at our events.

Dressage Queensland would also like to thank our other dedicated sponsors: The Saddlefitter for supporting the DQ FEI and Performance Squads, Brisbane CDI and inaugural virtual dressage series; Horseland QLD for supporting our Young Rider Squad and Horseland Gold Coast for supporting our AAOR series; Saddleworld Rockhampton for supporting our Regional Talent Squad; Rivermead Estate for supporting our Talent Recognition Squad; Greenacres Performance Ponies for supporting our Pony Leaderboard; and Aitkens Saddlery for ongoing support of our annual awards night as well as our inaugural virtual dressage series.



DRESSAGE
QUEENSLAND

DRESSAGE QUEENSLAND Report

In 2021 DQ will have another opportunity to host our COVID-cancelled Australian Youth Dressage Championships at QSEC. We have launched two new initiatives to support our amateur riders, a 'Foundation' AAOR series and AAOR end of year performance awards. We will be reviving our old Futurity competitions for up and coming horses at the DQ Riders Subcommittee championship in July, and are making a leap into the digital space to offer seminars and athlete development opportunities to our squad riders.

We would like to sincerely thank the hard-working committee for their commitment to making dressage a premier sport in Queensland.

DRESSAGE QUEENSLAND COMMITTEE

The Dressage Queensland committee as at the 2020 AGM consisted of:

Chair	Anita Barton
Vice Chair	Kim Tenkate
Minute Secretary	Jenny Rykoff
Correspondence Secretary	Linda Laing
Treasurer	Racheal Spring
Members	Kristy Battista
	Ashley Pryde
	Kerri-Lee Ryder
	Nicole Tough



Photo Credit: Geoff McLean, Gone Riding Media
Pictured (left to right):
Emma Flavelle-Watts and Cabaret C
Danielle Shearer and Riverview Cinderella



Photo Credit: Geoff McLean, Gone Riding Media
Pictured: Emma Flavelle-Watts and Cabaret C



DRESSAGE QUEENSLAND

Profit & Loss

	2020	2019
Income		
Administration	\$27,488.07	\$18,407.81
Clinics / Courses / Seminars	\$3,244.86	\$17,824.54
Event Income	\$155,305.76	\$306,383.77
Functions	\$0.00	\$16,455.73
Levies	\$1,000.01	\$818.19
Squads / Teams	\$10,056.80	\$9,999.99
Total Income	\$197,095.50	\$369,890.03
Expenses		
Administration	\$1,129.65	\$1,939.99
Clinics / Courses / Seminars	\$6,107.72	\$15,034.89
Event Expenses	\$146,396.77	\$358,635.74
Functions	\$0.00	\$21,155.72
Squads / Teams	\$4,297.72	\$10,176.18
Total Expenses	\$157,931.86	\$406,942.50
Operating Profit / (Loss)	\$39,163.64	\$(\$37,052.47)

DRESSAGE QUEENSLAND

Balance Sheet


	2020	2019
Assets		
Current Assets	\$199,118.82	\$164,297.18
Total Assets	\$199,118.82	\$164,297.18
Liabilities		
Current Liabilities	\$0.00	\$7,677.60
GST Liabilities	\$5,379.44	\$2,043.84
Total Liabilities	\$5,379.44	\$9,721.44
Net Assets	\$193,739.38	\$154,575.74
Equity		
Retained Earnings	\$154,575.74	\$191,628.21
Current Earnings	\$39,163.64	(\$37,052.47)
Total Equity	\$193,739.38	\$154,575.74



JUMPING
QUEENSLAND

JUMPING QUEENSLAND Report

Photo Credit: The J'Taime and Calico Pony
Pictured: Gatton Spring into Jumping





JUMPING
QUEENSLAND

JUMPING QUEENSLAND Report

2020 started with great promise and quite a few ambitious plans for the Jumping Queensland committee, however the year quickly spiralled into a year like no other.

The Jumping Queensland committee as at the 2020 AGM consisted of:

Chair	Becky Jenkins
Vice Chair	Nik Koroloff
Secretary	Madeleine Graham
Treasurer	Frances Bischof
Members	Lisa Holland Graeme Watts

Christine Bradfield finished a very successful term on the Jumping Queensland Committee. We thank Christine for her wonderful contribution, her drive & diligence to the role of secretary. She left with big shoes to fill.

Judy Jackson stepped down from the committee. Thankyou Judy for your expertise in the role of Treasurer. Your financial acumen was invaluable to the success of the committee during your term.

Our Jumping Team selectors this year were Graeme Watts, Becky Jenkins & Christine Bradfield. Once again, we are fortunate to have Graeme Watts giving us a voice as Chair of the National Jumping Committee & Stuart Jenkins representing our riders as the National Riders Representative on the National Jumping Committee.

Jumping Queensland ran a Level 3 Jump Judges clinic with Michael Archer in January. It was well attended by Judges from all over Queensland, New South Wales & Western Australia. Thank you, Graeme Watts, for organising this clinic, you are opening up so many opportunities for Queensland officials to progress without travelling outside the state.

As we are all aware, COVID changed the course of 2020 with events and clinics having to be cancelled & zoom meetings became the new normal. Included in the cancellations were Queensland flagship events, the Queensland State Championships, the Queensland Country Championships & the EQ awards and the loss of those events was keenly felt amongst the jumping fraternity. Unfortunately, due to COVID restrictions around the normal August date for Gatton World Cup, the event had to be postponed, however the committee firmly set our sights on running an event as soon as restrictions allowed us to.

The Jumping Queensland committee, with the help of Christine Bradfield (event Secretary) & Judy Jackson, ran 'Spring into Jumping' at Gatton in September. A mammoth effort was put in by all volunteers over the course of the event. To meet the strict COVID Safe guidelines, we appointed Nik Koroloff as our COVID-19 safety officer to oversee the new requirements which completely changed the way an event is normally run. Differences included

- A register of all attendees was compulsory;
- only one entry & exit point;
- restricted numbers on the ground;
- no spectators;
- no pop-up shops &
- limited numbers allowed in warm up areas.

Security at the entry/exit gate was appointed to ease the workload on the committee & to help implement the new check in & out system required to run a jumping event.

Graeme's hard work ensured the surface was foot perfect, Christine's tireless efforts in the office were rewarded by a smoothly run event and Nik's diligent work in the new role of COVID-19 safety officer ensured the event didn't breach the COVID safety plan. Without volunteers these events don't happen and it was a privilege to be apart of such a dedicated group of people, leaving us with a feeling that if we can run a successful event in such difficult circumstances, our sport is in safe hands.

We look forward to a return to competition & clinics but we think zoom meetings are just too good to let go of.

JUMPING QUEENSLAND COMMITTEE

JUMPING QUEENSLAND

Profit & Loss

	2020	2019
Income		
Administration	\$21,708.51	\$29,270.92
Clinics / Courses / Seminars	\$2,977.25	\$13,878.12
Event Income	\$69,941.75	\$141,383.96
Total Income	\$94,627.51	\$184,533.00
Expenses		
Administration	\$7,771.58	\$18,517.78
Clinics / Courses / Seminars	\$1,869.12	\$11,282.55
Event Expenses	\$49,688.96	\$156,466.98
Coaching	\$0.00	\$6,365.63
Total Expenses	\$59,329.66	\$192,632.94
Operating Profit / (Loss)	\$35,297.85	(\$8,099.94)

JUMPING QUEENSLAND

Balance Sheet

	2020	2019
Assets		
Current Assets	\$97,545.35	\$57,795.01
Fixed Assets	\$20,564.15	\$28,934.37
Total Assets	\$118,109.50	\$86,729.38
Liabilities		
Current Liabilities	\$0.00	\$2,409.05
Trade Creditors	\$245.00	\$2,500.00
GST Liabilities	\$493.73	(\$252.59)
Total Liabilities	\$738.73	\$4,656.46
Net Assets	\$117,370.77	\$82,072.92
Equity		
Retained Earnings	\$82,572.92	\$90,672.86
Current Earnings	\$35,297.85	(\$8,099.94)
Historical Balancing Account	(\$500.00)	(\$500.00)
Total Equity	\$117,370.77	\$82,072.92

Photo Credit: The J'Taime
Pictured: Matthew Gaske and
Bellhaven Cumbria





EVENTING
QUEENSLAND

EVENTING QUEENSLAND Report

2020 provided the obvious difficulties. What it also provided however, was an opportunity for Eventing Queensland to show how resilient and responsible it can be in such trying circumstances. The year had started extremely positively only to be shut down for the majority of the year. Our members acted extremely responsibly and waited patiently, yet eagerly for the season to restart.

When the season did finally recommence our club committees came to the fore. They had every reason to not run events, but those that were able to find a way through the COVID minefield worked extremely hard to put on a couple of events at the season's end.

A couple of our clubs, in highly populated areas chose not to run events and we thank them for their responsible behaviour. Thankyou to our club committees, who are all volunteers, along with their supporters for their tireless efforts in running our sport.

When events did recommence, they were extremely well supported by our riders with entries filling very quickly. Our riders are to be congratulated for following all protocols and they were very appreciative of the efforts made by our clubs. Thankyou riders!

Recognition and thanks also needs to be paid to our Eventing Officials whose commitment ensured the continuation of events that prioritise both rider and horse safety and skill development all in a COVID environment. Michael Dalmau in his role of coordinating the development of officials continued to work hard. Steph Commens is now a Level 1 Course Designer. Congratulations Steph and thankyou to all our officials who continue to take responsibility at our events.

Thankyou to Pryde's EasiFeed, who continued to be the major sponsor of our State Squad Program. Our elite riders and horses continue to benefit from their support. We welcome Tanya Schmidt to our committee who has taken on the role of co-ordinating our High Performance program and Nicole Johnson has kindly volunteered to organise our Development Clinics.

Ulrich Klatte, Katrina Bull and Mattea Davidson all stepped away from the committee at different times in the last 12 months. All three made significant contributions during their time and will be missed.

Thankyou to the remaining members of our committee, Charlotte Price, Jo Williams, Tracey Sexton, Karen Morgan and Michael Dalmau for the work you do behind the scenes.

A final thanks must be delivered to the staff of Equestrian Queensland who provide us with so much support. The work they do behind the scenes cannot be underestimated. The Board of Equestrian Queensland also deserves a huge pat on the back for listening to its member's wishes as our sport continues to move forward.

EVENTING QUEENSLAND COMMITTEE

The Eventing Queensland committee
as at the 2020 AGM consisted of:

Chair	Brett Cante
Vice Chair	Ulrich Klatte
Secretary	Katrina Bull
Treasurer	Jo Williams
Members	Michael Dalmau
	Mattea Davidson (Resigned June 2020)
	Karen Morgan
	Charlotte Price
	Tanya Schmidt (Commenced July 2020)
	Tracey Sexton

EVENTING QUEENSLAND

Profit & Loss

	2020	2019
Income		
Administration	\$61,814.25	\$70,896.93
Clinics / Courses / Seminars	\$0.00	\$16,981.42
Event Income	\$4,600.00	\$90.90
Functions	\$0.00	\$5,195.45
Squads / Teams	\$14,865.12	\$27,788.41
Total Income	<u>\$81,279.37</u>	<u>\$120,953.11</u>
Expenses		
Administration	\$4,329.21	\$32,066.95
Clinics / Courses / Seminars	\$1565.50	\$19,386.37
Event Expenses	\$38,008.69	\$14,836.02
Functions	\$0.00	\$7,106.96
Squads / Teams	\$28,301.02	\$23,043.61
Regional Development	\$700.35	\$3,100.00
Total Expenses	<u>\$72,904.77</u>	<u>\$99,539.91</u>
Operating Profit / (Loss)	<u>\$8,374.60</u>	<u>\$21,413.20</u>

EVENTING QUEENSLAND

Balance Sheet

	2020	2019
Assets		
Current Assets	\$121,260.32	\$102,533.47
Fixed Assets	\$7,980.68	\$9,819.68
Total Assets	\$129,241.00	\$112,353.15
Liabilities		
Current Liabilities	\$36,505.00	\$29,419.93
GST Liabilities	(\$167.35)	(\$1,595.53)
Total Liabilities	\$36,337.65	\$27,824.40
Net Assets	\$92,903.35	\$84,528.75
Equity		
Safety and Development Reserve	\$5,181.81	\$5,181.81
Retained Earnings	\$79,346.94	\$57,933.74
Current Earnings	\$8,374.60	\$21,413.00
Total Equity	\$92,903.35	\$84,528.75



INTERSCHOOL
QUEENSLAND

INTERSCHOOL QUEENSLAND Report

2020 was an unusual year for IQ with the pandemic preventing any competitions early in the season. When the events re-commenced we were able to pick up where we left off and continue our support for all our members, member schools and regions.

Our schools did not lose sight of the IQ commitment and ethos with competitions being held 'virtually' by some schools and associations. The Wide Bay committee were able to host a successful Regional Championship at QSEC prior to the implementation of restrictions. This was the only Regionals that was hosted in 2020 and was very well supported.

After the success of the 2019 State Team in SIEC we were looking forward to Queensland hosting the 2020 Interschool Nationals in Toowoomba. With the organisation well in hand, it was devastating that the pandemic forced the cancellation of this prestigious event.

We were determined not to also lose the State Championships and were able to postpone them to the September holidays. Toowoomba Showgrounds made us all welcome and we had the largest nominations on record for a State Championships across all disciplines. The introduction of the Intermediate 90 and 100cms Show Jumping classes were very well supported. We will continue with these classes and hope that they will become part of the National Schedule. The Intermediate Show horse classes were also well subscribed, and it is also hoped to see them at a National level.

The Eventing State Championships were moved to the Toowoomba Jump Club weekend and we thank them for hosting the IQ riders. We also thank Brett Cantle for his discipline lecture which was greatly appreciated by the riders and parents.

The announcement of the 2020 Qld Merit Team did make up for some of the disappointments.

The members received certificates, Team Qld sash and were also able to buy a state uniform as per usual. The Qld Merit Team was the top 4 riders in all the normal national disciplines.

Thankyou again to our major sponsor, Pryde's Easifeed, and all the other companies who were involved in the success of the State Event. Sincere thanks to EQ, all the officials for their ongoing support, the committees, coaches, schools and IQ families for their commitment and interest in this challenging character-building sport. The IQ Committee worked with the same ethos and were united in their approach to the success of the association. Even with all the disruptions, the committee had a successful year together. Some 'terms of office' are ending and there will be a few committee changes in 2021.

2021 will start strongly. We have a full calendar, some new schools joining and hosting competitions. We are well underway for the States in Maryborough (Dressage, Show Horse, Show Jumping, possibly Showman) and Warwick for the Combined Training and Eventing. For 2021 we have engaged Tracey Sexton to organise the Warwick event.

The implementation of the Equiskills program will be a wonderful opportunity for the IQ riders to increase their knowledge and lead into coaching possibilities in their future studies. Thankyou to EQ for initiating this course, we look forward to a large percentage of riders doing the study and having successful outcomes.

We wish all our host Schools and Regions a return to normality and every success for the 2021 season of competition. We are also hopeful of travelling to Werribee, Victoria for the 2021 Nationals.


We look forward to working with EQ and Board members to benefit our members and the sports' development.

INTERSCHOOL QUEENSLAND COMMITTEE



INTERSCHOOL
QUEENSLAND

INTERSCHOOL QUEENSLAND Report



The Interschool Queensland committee as
at the 2020 AGM consisted of:

Chair	Clinton Peters
Vice Chair	Anna Starosta
Committee Secretary	Claire Power
Events Secretary	Deb Lockhart
Treasurer	Rosie Turnbull
Members	Megan Drynan
	Kirstie Ferguson
	Lisa Rink
	Kirsten Riordan

Photos Credit:
The J'Taime by Jedd Johnstone

INTERSCHOOL QUEENSLAND

Profit & Loss

	2020	2019
Income		
Administration	\$5,292.19	\$353.17
Event Income	\$122,045.45	\$161,491.50
Squads / Teams	\$3,450.00	\$25,666.89
Total Income	\$130,787.64	\$187,511.56
Expenses		
Administration	\$16,620.81	\$19,139.30
Event Expenses	\$102,494.21	\$150,105.73
Functions	\$0.00	\$1,493.73
Squads / Teams	\$5,727.91	\$24,019.44
Total Expenses	\$124,842.93	\$194,758.20
Operating Profit / (Loss)	\$5,944.71	(\$7,246.64)

INTERSCHOOL QUEENSLAND

Balance Sheet

	2020	2019
Assets		
Current Assets	\$79,890.74	\$73,272.31
Other Assets	\$10,972.53	\$1,070.00
Property & Equipment	\$43,004.34	\$52,323.34
Inventory - Saddle Cloth	\$6,700.59	\$7,534.66
Inventory - Uniforms	\$18,392.28	\$15,827.03
Total Assets	\$158,960.48	\$150,027.34
Liabilities		
Current Liabilities	\$3,069.47	\$81.04
Total Liabilities	\$3,069.47	\$81.04
Net Assets	\$155,891.01	\$149,946.30
Equity		
Retained Earnings	\$149,946.30	\$157,192.94
Current Earnings	\$5,944.71	(\$7,246.64)
Total Equity	\$155,891.01	\$149,946.30

Photo Credit: OzShotz Photography
Pictured (Left to Right):
Martina Duncan, Cleo Valentine Duncan riding
Berwyn Swallow and Kirsty Harper-Purcell



The Show Horse Queensland committee
as at the 2020 AGM consisted of:

Chair	Leigh Sears
Vice Chair	Melanie Wellstead
Secretary	Toni Harper-Purcell
Treasurer	Sharon Goss
Members	Carmen Jackson (Resigned Feb 2021)
	Mary MacMillan
	Karen Shaw (Resigned to Feb 2021)
	Angela Skyring
	Jo Uppington



SHOW HORSE
QUEENSLAND

SHOW HORSE QUEENSLAND Report

2020 year was a very challenging year for Show Horse due to the global pandemic.

The Show Horse Queensland committee was very proactive to ensure all our members were provided benefits. We had already planned a comprehensive calendar, including measuring days for both Show Horse and Dressage ponies in South East corner and as far as North Queensland.

The years events were as follows:

Jan 20 - Show Horse Judges clinic held at Beaudesert RSL with 45 attendees. The clinic resulted in 10 new Judges being placed on the EA Show Horse Judges list.

Mar 20 - EQ Cup was our first event of the year with more than 50 horses being entered. There was a full ring programme which included the commencement of our Jackpot series. Members have really shown a lot of interest in this new initiative, with the final being held in October, offering \$500 prizemoney for the Series winner.

Due to the Covid-19 pandemic, shutdown of our sport had commenced, so all events were cancelled as well as Agricultural shows throughout Australia. The Show Horse Queensland committee pro-actively started working towards building programmes and having these ready to meet the rules and regulations of the Queensland Government, for our competitors to compete in the new world post the easing of restrictions. When the easing of restrictions came into play, Show Horse Queensland proceeded with the revised calendar of events.

The first events were fully subscribed on 11 and 12 July. Park Ridge and Toowoomba Show Grounds were the venue for these shows and members fully supported both shows. Over 100 horses were entered across the board. This was exciting times for Show Horse in Queensland.

From July, Show Horse Queensland commenced running shows every 2 weeks. This was a massive work load but all committee members were happy to share roles across those events.

August saw us deliver the Show Horse Queensland Newcomer HOTY show. It was very successful and a full programme catered for. Due to restrictions, we had to appoint three Queensland State Judges as unfortunately our interstate appointed Judges, were unable to join us. This required an exemption of the rules from the National Show Horse Committee.

September saw our most impressive show of all, the Pryde's EasiFeed EQ HOTY Show which was our largest show historically with over 150 horses participating. The four day event, commenced with the OTT series offering over \$ 10,000 in prizes and prize money for the competitors. We sincerely thank the South Australian judges Alyson Emery and Denise Fenwick for joining us and judging with our Queensland Judges over the course of the event. This event identifies those horses that will represent and be part of the Queensland Team at the 2021 EA Australasian Show Horse & Rider Championships.

Oct 20 – Show Horse Queensland Youth Training day was delivered successfully, with the youth of our sport having lots of fun and learning both on and off horse, and the hobby horse race was the best! The next day was our last show of the year with our Jackpot series final with over 20 horses competing in the final. Both Show Horse and Show Hunter Series winners won \$500.

The committee ran 9 events in the period of 4 months covering events at Park Ridge and Toowoomba to give all our members the opportunity to qualify for the HOTY. The committee ran all the events over the year at a surplus for a second year running. The Show Horse Committee has worked considerably hard to make the sport profitable over the last 5 years.

The Show Horse Queensland committee works hard to ensure all rules and regulations are upheld at the highest level and ensure all competitors and committee are held responsible for their actions. We are here to encourage friendships, knowledge and to keep improving the sport.

We are looking forward to a bigger brighter 2021.

**SHOW HORSE QUEENSLAND
COMMITTEE**

SHOW HORSE QUEENSLAND

Profit & Loss

	2020	2019
Income		
Administration	\$22,305.67	\$11,331.80
Clinics / Courses / Seminars	\$1,790.91	\$4,740.91
Event Income	\$89,065.48	\$41,807.81
Functions	\$0.00	\$19,353.09
Squads / Teams	\$86.37	\$11,720.46
Total Income	<u>\$113,248.43</u>	<u>\$88,954.07</u>
Expenses		
Administration	\$7,135.93	\$8,415.34
Clinics / Courses / Seminars	\$4,004.16	\$14,656.15
Event Expenses	\$86,141.26	\$44,814.94
Functions	\$2,951.53	\$853.91
Squads / Teams	\$0.00	\$4,711.82
Total Expenses	<u>\$100,232.88</u>	<u>\$73,452.16</u>
Operating Profit / (Loss)	<u>\$13,015.55</u>	<u>\$15,501.91</u>

SHOW HORSE QUEENSLAND

Balance Sheet

	2020	2019
Assets		
Current Assets	\$75,770.78	\$62,145.71
Trade Debtors	\$0.00	\$765.00
Fixed Assets	\$1,447.73	\$1,608.73
Total Assets	\$77,218.51	\$64,519.44
Liabilities		
GST Liabilities	(\$1,862.23)	(\$1,545.75)
Total Liabilities	(\$1,862.23)	(\$1,545.75)
Net Assets	\$79,080.74	\$66,065.19
Equity		
Retained Earnings	\$66,065.19	\$50,563.28
Current Earnings	\$13,015.55	\$15,501.91
Total Equity	\$79,080.74	\$66,065.19



VAULTING
QUEENSLAND

VAULTING QUEENSLAND Report

Well, 2020 was, unexpectedly, an interesting and challenging year for Vaulting Queensland and the vaulting community.

The year commenced cautiously as we dealt with extremely hot weather and bushfires throughout the Christmas holidays and January. Plans for our Queensland Clubs to commence their training days and to arrange some “get together” Development Days were doubtful and being rescheduled according to the weather. Things settled and the 2020 Calendar was booked in and we were excited to start.

The EAVC Strategic Planning meeting in Adelaide was on 28 March, and our committee members were making plans to attend.

Queensland Vaulting members were invited to attend a NSW State Clinic with world-renowned Vaulters and Coach, Daniel Kaiser from 23 to 26 April.

A Vaulting Display was planned at Interschool State Championships in July.

The FEI World Vaulting Challenge, with visiting International Judge John Eccles, was booked at NEGS (New England Girls' School) in Armidale on 11 and 12 July hosted by Queensland's Fassifern Vaulting Club.

Queensland State Vaulting Championships were pencilled in for September and the Australian National Vaulting Championships, with one to two international judges, hosted by South Australia, in South Australia was to be confirmed for October.

...and the rest is history! With the calendar on hold and regular updates from Equestrian Queensland explaining how the COVID restrictions would affect equestrian sport, we began preparing for plan, B, C and D.

In May, EQ was involved in the Horse Industry Alliance meeting to discuss the COVID response and recovery plan for Horse Sports in Queensland. This gave us some hope there would be a return to gatherings and events by the end of the year.

During the early days of the COVID restrictions however, we found our Equestrian Vaulting discipline a little different to manage with the social distancing and hand hygiene rules, compared to the other disciplines that have one horse, one rider and a coach able to be at a safe distance.

Unfortunately, the way Vaulters train in groups and share one horse made training for competitions quite difficult unless you were an individual vaulter with your own horse and a lunge from the same family.

Our regular competition venue, Bellara Park at Veresdale, was booked for 8 November with the hope of hosting some sort of event, if the COVID restrictions allowed us to, by that time.

The Interschool State Championships were delayed until October so there was a chance that the vaulting display would still eventuate. Sadly, there was no opportunity to participate due to many clubs unable to train vaulters and horses leading up to the date.

Some of our Queensland Vaulters were invited to participate in an Unofficial Virtual Competition (on-line) hosted by NEqC Club in Canberra, mainly barrel only classes, due to horses not being fit and ready to compete.

By September, it was apparent that a Queensland State Championship was not going to be viable without competitions leading into the event. Therefore, planning began to host a “Back to Vaulting” day in an attempt to bring our Vaulting members and community back together [1.5m apart that is]. It was essential to hold an event that would cater to all levels of vaulters, lungers and horses.



VAULTING
QUEENSLAND

VAULTING QUEENSLAND Report

Even those who were unable to train throughout the year due to not having access to a horse or those who could train and were super keen to compete at their chosen grade, had a chance to do *something* in the year at least.

To insure us against unpredictable state border regulations and travel restrictions, and with a COVID-safe plan, we engaged local judges, coaches, horses, lungers and vaulters to host a very successful and well received event. One hit-out for the year was better than nothing and it was believed that this would set us up for a better start to 2021.

We are sure all our EQ disciplines can relate to this unpredictable and tumultuous year! Here's to a more prosperous 2021.

VAULTING QUEENSLAND COMMITTEE

Photo Credit: Alison Tamai

Pictured: Portia Griffiths and Edelweiss Pierre




Photo Credit: Alison Tamai

Pictured: Lili Tamai and Hunterview Sinatra

The Vaulting Queensland committee
as at the 2020 AGM consisted of:

Chair	Darani Cumming
Vice Chair	Lili Tamai
Secretary	Wendy Mungomery
Treasurer	Julie Griffiths
Members	

VAULTING QUEENSLAND

Profit & Loss

	2020	2019
Income		
Administration	\$3,666.17	\$4,462.61
Clinics / Courses / Seminars	\$0.00	\$922.70
Event Income	0.00	\$2,747.37
Total Income	\$3,666.17	\$8,132.68
Expenses		
Administration	\$564.73	\$1,496.62
Clinics / Courses / Seminars	\$322.73	\$1,122.15
Event Expenses	\$734.93	\$3,912.61
Total Expenses	\$1622.39	\$6,531.38
Operating Profit / (Loss)	\$2,043.78	\$1,601.30

VAULTING QUEENSLAND

Balance Sheet

	2020	2019
Assets		
Current Assets	\$39,247.62	\$36,899.67
Fixed Assets	\$1,180.44	\$1,492.44
Total Assets	\$40,428.06	\$38,392.11
Liabilities		
Current Liabilities	(\$63.42)	(\$55.59)
Total Liabilities	(\$63.42)	(\$55.59)
Net Assets	\$40,491.48	\$38,447.70
Equity		
Retained Earnings	\$38,447.70	\$37,226.87
Current Earnings	\$2,043.78	\$1,601.30
Total Equity	\$40,491.48	\$38,828.17

Photo Credit: Kaitlyn Hughes
Pictured: Hallmark Tango and
Hallmark Tic Tac driven by Nicole Kimlin





DRIVING
QUEENSLAND

DRIVING QUEENSLAND Report

The Driving Queensland committee began the year with plans to get Driving working closer with other disciplines, by putting together a working group to come up with a proposed pathway for participant and competitor events, which then leads on to the International competition (FEI) pathway.

The committee enlisted the help of a team of very knowledgeable and experienced FEI judges, officials and driving coaches with the aim to write a series of tests that could be performed at club level whilst considering the safety and welfare on members, volunteers and horses as paramount. The team included Mary Seefried (Olympic level Dressage Judge, Irene Bakels-Noreen (A level Dressage Judge, Driving Judge, EA Coach and member of the Coaching Advisory Group), Bob Edwards (EA Driving Coach and EA Coach Educator), Wendy Bruszewski (Driving and Dressage Judge), Jennifer Edwards (Driving and Dressage Judge). There were a series of meetings, taking the FEI format for Young Driving Horses and modifying it to produce a series of five progressively harder tests, which were named Challenge Tests, to take drivers from grass roots club events through to FEI competition.

These tests include dressage movements and a series of cones obstacles all done in the dressage arena, allowing horses and drivers to develop their skills along the Scale of Training, in a manner that is safe, considers horse welfare, uses few volunteers, uses the skills of dressage judges that are already experienced, and allows step-wise skills development. These tests were then piloted within a club environment and feedback was sought from the participants who attended these activities. Driving Queensland has submitted a proposal to the Driving Australia committee and we look forward to exploring pathway opportunities for driving participants in Queensland in 2021.

Running alongside this, four Driving Roadshows were run in South East Qld, with the aim to show our sport to dressage, jump and eventing riders as well as drivers and potential drivers, both able bodied and disabled. In July, Driving Queensland commenced a process of creating a discipline specific strategic plan. The committee spent a weekend together in August to prepare the Driving Queensland Strategy which was facilitated by Michael Connolly from CPR Group. We look forward to engaging with affiliated clubs and members in 2021 as part of this process and we thank Equestrian Queensland for the funding to support this initiative.

On the International stage, Queenslander Tor Van Den Berge made the jump from Pairs to Four-in-hand driving, from his base in the Netherlands. Unfortunately, COVID meant almost every event was cancelled, and they only had one start. That was in the German Driving Championships where they were 6th after the dressage in a large field, 11th after the marathon but unfortunately was eliminated in the Cones on a technical error. Tor and his family remains in Europe, preparing for this season coming up. We wish him and his team, both four- and two-legged, all the best.

The Driving Queensland committee
as at the 2020 AGM consisted of:

Chair	Corby Cunningham
Vice Chair	Debbie Hamilton
Secretary	Sally Sagar (Resigned Dec 2020)
Treasurer	Lisel Dingley
Members	Maxine Hobbs Laing (Resigned Dec 2020) Hilary Stubbs

DRIVING QUEENSLAND COMMITTEE

DRIVING QUEENSLAND

Profit & Loss

	2020	2019
Income		
Administration	\$3,500.00	\$4,250.00
Nominations / Entries	\$795.63	\$0.00
Total Income	\$4,295.63	\$4,250.00
Expenses		
Administration	\$919.73	\$346.30
Clinics / Courses / Seminars	\$250.00	\$750.88
Hire	\$354.97	\$500.00
Other Expenses	\$0.00	\$0.00
Total Expenses	\$1,524.70	\$1,597.18
Operating Profit / (Loss)	\$2,770.93	\$2,652.82

DRIVING QUEENSLAND

Balance Sheet

	2020	2019
Assets		
Current Assets	\$17,168.43	\$14,136.95
Fixed Assets	\$236.28	\$497.28
Total Assets	\$17,404.71	\$14,634.23
Liabilities		
Current Liabilities	(\$0.39)	\$0.00
Total Liabilities	(\$0.39)	\$0.00
Net Assets	\$17,405.10	\$14,634.17
Equity		
Retained Earnings	\$14,634.17	\$11,981.35
Current Earnings	\$2,770.93	\$2,652.82
Total Equity	\$17,405.10	\$14,634.17

EQUESTRIAN QUEENSLAND

Profit & Loss

	2020	2019
Income		
Government Grants	\$229,354.18	\$245,000.00
Membership Fees	\$830,388.55	\$869,282.35
Horse Registration	\$129,465.77	\$133,909.17
Administration	\$263,735.26	\$83,267.17
Disciplines	(\$27.28)	\$0.00
Coaches/Officials	\$14,531.82	\$21,534.08
Athlete Development	\$18,481.82	\$20,571.82
Total Income	\$1,485,930.12	\$1,373,564.59
Expenses		
Membership & Registration	\$271,972.29	\$284,726.53
Staffing	\$512,123.24	\$490,892.72
Administration	\$177,595.67	\$200,890.40
Para-Equestrian	\$355.27	\$1,547.85
Disciplines	\$203,414.94	\$234,422.21
Coaches/Officials	\$11,232.82	\$18,666.11
Equestrian Promotions/Other	\$95,211.38	\$83,570.49
Total Expenses	\$1,271,905.61	\$1,314,716.31
Operating Profit / (Loss)	\$214,024.51	\$58,848.28

EQUESTRIAN QUEENSLAND

Balance Sheet

	2020	2019
Assets		
Current Assets	\$916,874.59	\$554,560.24
Other Assets	\$7,834.01	\$32,632.47
Property & Equipment	\$49,338.26	\$41,985.42
Total Assets	\$974,046.86	\$629,178.13
Liabilities		
Current Liabilities	\$146,999.86	\$118,320.73
Unearned Revenue (Memberships)	\$209,140.99	\$106,604.60
Disciplines	150.00	\$521.30
Total Liabilities	\$356,209.85	\$225,446.63
Net Assets	\$617,756.01	\$403,731.50
Equity		
Retained Earnings	\$403,731.50	\$344,883.22
Current Earnings	\$214,024.51	\$58,848.28
Total Equity	\$617,756.01	\$403,731.50



EQUESTRIAN QUEENSLAND INC.
FINANCIAL STATEMENTS
FOR THE YEAR ENDED 31 DECEMBER 2020

Contents

Page

1	Auditor's Independence Declaration
2	Statement of Profit or Loss and Other Comprehensive Income
3	Statement of Financial Position
4	Statement of Changes of Equity
5	Statement of Cash Flow
6	Notes to the Financial Statements
13	Responsible Persons' Declaration
14	Independent Audit Report

Auditor's Independence Declaration under Section 60-40 of the Charities and Not-for-profits Commission Act 2012 to the Responsible Persons of Equestrian Queensland Inc.

I declare that, to the best of my knowledge and belief, during the year ended 31 December 2020, there have been:

- (i) no contraventions of the auditor independence requirements as set out in section 60-40 of the *Australian Charities and Not-for-profits Commission Act 2012* in relation to the audit; and
- (ii) no contraventions of any applicable code of professional conduct in relation to the audit.



Charles Oosthuizen
Moore Australia NSW

10 March 2021

Level 7, 9 Castlereagh Street, Sydney, NSW, 2000

Statement of Profit or Loss and Other Comprehensive Income
For the Year Ended 31 December 2019

	Note	2020	2019
		\$	\$
Revenue	4	1,970,858	2,177,553
Expenses	5	(1,648,882)	(2,129,934)
Net Surplus		<u>321,976</u>	<u>47,619</u>
Other Comprehensive Income		-	-
Total Comprehensive Income for the Period		<u>321,976</u>	<u>47,619</u>

The accompanying notes form part of these financial statements

Statement of Financial Position

As At 31 December 2020

ASSETS	Note	2020	2019
		\$	\$
CURRENT ASSETS			
Cash and Cash Equivalents	7	1,533,507	1,047,711
Trade and Other Receivables	6	18,795	19,190
Inventories		25,093	23,362
Prepayments		13,381	28,948
TOTAL CURRENT ASSETS		1,590,776	1,119,211
NON – CURRENT ASSETS			
Property, Plant and Equipment	8	125,093	136,662
TOTAL ASSETS		1,715,869	1,255,873
LIABILITIES			
CURRENT LIABILITIES			
Trade and Other Payables	10	131,396	100,828
Unearned Income	9	209,141	113,014
Employees Entitlements – Annual Leave		33,537	20,800
Employees Entitlements – Long Service Leave		25,816	22,500
TOTAL CURRENT LIABILITIES		399,890	257,142
NON – CURRENT LIABILITIES			
Employees Entitlements – Long Service Leave		-	4,728
TOTAL LIABILITIES		399,890	261,870
NET ASSETS		1,315,979	994,003
EQUITY			
Retained Earnings		1,315,979	994,003
TOTAL EQUITY		1,315,979	994,003

The accompanying notes form part of these financial statements

Statement of Changes in Equity ***For the Year Ended 31 December 2020***

	Retained Earnings	Total
	\$	\$
2020		
Balance at 1 January 2020	994,003	994,003
Comprehensive income for the year	321,976	321,976
Balance at 31 December 2020	1,315,979	1,315,79
	Retained Earnings	Total
	\$	\$
2019		
Balance at 1 January 2019	946,384	946,384
Comprehensive income for the year	47,619	47,619
Balance at 31 December 2019	994,003	994,003

The accompanying notes form part of these financial statements

Statement of Cash Flows

For the Year Ended 31 December 2020

	Note	2020	2019
			\$
CASH FLOWS FROM OPERATING ACTIVITIES			
Receipts from members and grants from government		2,057,561	2,098,117
Payments to suppliers and employees		(1,558,866)	(2,123,009)
Interest received		9,820	18,157
Net cash provided by/(used in) operating activities	11	<u>508,515</u>	<u>(\$6,675)</u>
CASH FLOWS FROM INVESTING ACTIVITIES			
Proceeds from sale of plant and equipment		(22,719)	(39,693)
Net cash provided by/(used in) investing activities		<u>(22,719)</u>	<u>(39,693)</u>
CASH FLOWS FROM FINANCING ACTIVITIES			
Net increase/(decrease) in cash and cash equivalents held		485,796	(46,368)
Cash and cash equivalents at beginning of year		1,047,711	1,094,079
Cash and cash equivalents at end of financial year	7	<u><u>1,533,507</u></u>	<u><u>1,047,711</u></u>

The accompanying notes form part of these financial statements

Notes to the Financial Statements For the Year Ended 31 December 2020

1. Basis of Preparation

In the opinion of those charged with Governance the Association is not a reporting entity since there are unlikely to exist users of the financial statements who are not able to command the preparation of reports tailored so as to satisfy specifically all of their information needs. These special purpose financial statements have been prepared to meet the reporting requirements of the *Australian Charities and Not-for-profits Commission Act 2012*.

The financial statements have been prepared in accordance with the recognition and measurement requirements of the Australian Accounting Standards and Accounting Interpretations, and the disclosure requirements of AASB 101 *Presentation of Financial Statements*, AASB 107 *Statement of Cash Flows*, AASB 108 *Accounting Policies, Changes in Accounting Estimates and Errors* and AASB 1054 *Australian Additional Disclosures*.

2. Summary of Significant Accounting Policies

2.1. Property, plant and equipment

Each class of property, plant and equipment is carried at cost less, where applicable, any accumulated depreciation

Depreciation

Property, plant and equipment, excluding freehold land, is depreciated on a reducing balance basis over the assets useful life to the Association, commencing when the asset is ready for use. Depreciation rates vary from 10% to 30% and are applied on a diminishing value basis.

The assets' residual values and useful lives are reviewed, and adjusted if appropriate, at the end of each reporting period.

Gains and losses on disposal are determined by comparing proceeds with the carrying amount. These gains or losses are included in the statement of profit or loss and other comprehensive income.

2.2. Cash and cash equivalents

Cash and cash equivalents comprises cash on hand, demand deposits and short-term investments which are readily convertible to known amounts of cash and which are subject to an insignificant risk of change in value.

2.3. Financial instruments

On initial recognition, all financial instruments are measured at fair value plus transaction costs (except for instruments measured at fair value through profit or loss where transaction costs are expensed as incurred).

Financial assets

Financial assets are divided into the following categories which are described in detail below:

- loans and receivables;
- financial assets at fair value through profit or loss;

Financial assets are assigned to the different categories on initial recognition, depending on the characteristics of the instrument and its purpose. A financial instrument's category is relevant to the way it is measured and whether any resulting income and expenses are recognised in profit or loss or in other comprehensive income.

Notes to the Financial Statements

For the Year Ended 31 December 2020

2. Summary of Significant Accounting Policies

2.3. Financial instruments

Financial assets

All income and expenses relating to financial assets are recognised in the statement of profit or loss and other comprehensive income in the 'finance income' or 'finance costs' line item respectively.

Loans and receivables

Loans and receivables are non-derivative financial assets with fixed or determinable payments that are not quoted in an active market. They arise principally through the provision of goods and services to customers but also incorporate other types of contractual monetary assets.

After initial recognition these are measured at amortised cost using the effective interest method, less provision for impairment. Any change in their value is recognised in profit or loss.

The Association's trade and other receivables fall into this category of financial instruments.

In some circumstances, the Association renegotiates repayment terms with customers which may lead to changes in the timing of the payments, the Association does not necessarily consider the balance to be impaired, however assessment is made on a case-by-case basis.

Financial assets at fair value through profit or loss

Financial assets at fair value through profit or loss include financial assets:

- acquired principally for the purpose of selling in the near future
- designated by the Association to be carried at fair value through profit or loss upon initial recognition or
- which are derivatives not qualifying for hedge accounting.

The Association has some derivatives which are designated as financial assets at fair value through profit or loss.

Assets included within this category are carried in the statement of financial position at fair value with changes in fair value recognised in finance income or expenses in profit or loss.

Any gain or loss arising from derivative financial instruments is based on changes in fair value, which is determined by direct reference to active market transactions or using a valuation technique where no active market exists.

Notes to the Financial Statements

For the Year Ended 31 December 2020

2. Summary of Significant Accounting Policies

2.3. Financial instruments

Impairment of Financial Assets

At the end of the reporting period the Association assesses whether there is any objective evidence that a financial asset or group of financial assets is impaired.

Financial assets at amortised cost

If there is objective evidence that an impairment loss on financial assets carried at amortised cost has been incurred, the amount of the loss is measured as the difference between the asset's carrying amount and the present value of the estimated future cash flows discounted at the financial assets original effective interest rate.

Impairment on loans and receivables is reduced through the use of an allowance accounts, all other impairment losses on financial assets at amortised cost are taken directly to the asset.

Subsequent recoveries of amounts previously written off are credited against other expenses in profit or loss.

2.4. Income Tax

The Association is exempt from income tax under Division 50 of the *Income Tax Assessment Act 1997*.

2.5. Employee benefits

Provision is made for the Association's liability for employee benefits arising from services rendered by employees to the end of the reporting period. Employee benefits that are expected to be wholly settled within one year have been measured at the amounts expected to be paid when the liability is settled.

Employee benefits expected to be settled more than one year after the end of the reporting period have been measured at the present value of the estimated future cash outflows to be made for those benefits. In determining the liability, consideration is given to employee wage increases and the probability that the employee may satisfy vesting requirements.

2.6. Adoption of new and revised accounting standards

The Association has adopted all standards which became effective for the first time at 31 December 2019, the adoption of these standards has not caused any material adjustments to the reported financial position, performance or cash flow of the Association.

2.7. Revenue and other income

Revenue is recognised when the amount of the revenue can be measured reliably, it is probable that economic benefits associated with the transaction will flow to the Association and specific criteria relating to the type of revenue as noted below, has been satisfied.

Revenue is measured at the fair value of the consideration received or receivable and is presented net of returns, discounts and rebates.

Notes to the Financial Statements

For the Year Ended 31 December 2020

2. Summary of Significant Accounting Policies

2.7. Revenue and other income

Grant revenue

Grant revenue is recognised in the statement of profit or loss and other comprehensive income when the Association obtains control of the grant, it is probable that the economic benefits gained from the grant will flow to the entity and the amount of the grant can be measured reliably.

When grant revenue is received whereby the Association incurs an obligation to deliver economic value directly back to the contributor, this is considered a reciprocal transaction and the grant revenue is recognised in the statement of financial position as a liability until the service has been delivered to the contributor, otherwise the grant is recognised as income on receipt.

Subscriptions

Membership income is recognised as revenue over the membership period. Unearned membership income in the statement of financial position represents amounts collected for memberships which have not yet been earned.

2.8. Goods and services tax (GST)

Revenue, expenses and assets are recognised net of the amount of goods and services tax (GST), except where the amount of GST incurred is not recoverable from the Australian Taxation Office (ATO).

Receivables and payable are stated inclusive of GST.

Cash flows in the statement of cash flows are included on a gross basis and the GST component of cash flows arising from investing and financing activities which is recoverable from, or payable to, the taxation authority is classified as operating cash flows.

3. Critical Accounting Estimates and Judgments

Those charged with governance make estimates and judgements during the preparation of these financial statements regarding assumptions about current and future events affecting transactions and balances.

These estimates and judgements are based on the best information available at the time of preparing the financial statements, however as additional information is known then the actual results may differ from the estimates.

The significant estimates and judgements made have been described below.

Key estimates - provisions

As described in the accounting policies, provisions are measured at management's best estimate of the expenditure required to settle the obligation at the end of the reporting period. These estimates are made taking into account a range of possible outcomes and will vary as further information is obtained.

Key estimates - receivables

The receivables at reporting date have been reviewed to determine whether there is any objective evidence that any of the receivables are impaired. An impairment provision is included for any receivable where the entire balance is not considered collectible. The impairment provision is based on the best information at the reporting date.

Notes to the Financial Statements

For the Year Ended 31 December 2020

	2020	2019
	\$	\$
4 REVENUE		
Queensland Government Grant	229,354	245,000
Equestrian Queensland	1,256,575	1,128,565
Driving Queensland	4,296	4,250
Dressage Queensland	197,096	369,890
Eventing Queensland	81,279	120,953
Show Horse Queensland	113,248	88,954
Show jumping Queensland	94,628	184,533
Vaulting Queensland	3,666	8,133
Interschool Queensland	130,788	187,512
	<u>2,110,930</u>	<u>2,337,790</u>
Less: inter-discipline transactions	(140,072)	(160,237)
Total Revenue	<u>1,970,858</u>	<u>2,177,553</u>
5 EXPENSES		
5.1 Expenses by function		
Administration expenses	183,444	241,120
Depreciation and write offs	34,288	41,692
Employee benefits expenses	512,123	490,893
Membership and horse registration expenses	271,972	284,727
Event expenses	423,680	759,882
Other	223,375	311,620
Total Expenses	<u>1,648,882</u>	<u>2,129,934</u>
5.2 (i) Expenditure has been incurred by the various disciplines as follows:		
Equestrian Queensland	1,270,565	1,314,716
Driving Queensland	1,525	1,597
Dressage Queensland	157,932	406,943
Eventing Queensland	72,905	99,540
Show Horse Queensland	100,233	73,452
Show Jumping Queensland	59,330	192,633
Vaulting Queensland	1,622	6,531
Interschool Queensland	124,843	194,758
Less: inter-discipline transactions	(140,072)	(160,236)
Total expenses by discipline	<u>1,648,883</u>	<u>2,129,934</u>

Notes to the Financial Statements

For the Year Ended 31 December 2020

	2020	2019
	\$	\$
6 TRADE AND OTHER RECEIVABLES		
CURRENT		
Trade and other receivables	18,795	19,190
Less: provision for impaired debts	-	-
Total current trader and other receivables	18,795	19,190
7 CASH AND CASH EQUIVALENTS		
Cash at bank and in hand	1,533,507	1,047,711
Cash and cash equivalents	1,533,507	1,047,711
8 PLANT AND EQUIPMENT		
At cost	271,214	286,548
Accumulated depreciation	(155,329)	(161,952)
Total plant and equipment	115,885	124,596
Motor vehicles		
At cost	40,206	40,206
Accumulated depreciation	(30,998)	\$28,140)
Total motor vehicles	9,208	12,066
Total property, plant and equipment	125,093	136,662
9 UNEARNED INCOME		
CURRENT		
Unearned membership income	109,141	91,314
Funding received in advance	100,000	21,700
Total	209,141	113,014
10 Trade and Other Payables		
Current		
Trade Payables	4,651	15,071
GST Payable	13,875	2,986
Sundry payables and accrued expenses	92,577	63,030
Other payables	20,293	19,741
	131,396	100,828

Notes to the Financial Statements

For the Year Ended 31 December 2020


	2020 \$	2019 \$
11 Cash Flow Information		
11.1 Reconciliation of result for the year to cashflows from operating activities		
Reconciliation of net cash provided by operating activities:		
Profit for the year	321,976	47,618
Cash flows excluded from profit attributable to operating activities		
Non – cash flows items:		
Depreciation expense	34,288	41,692
Changes in assets and liabilities:		
- Decrease / (Increase) in trade receivables and prepayments	15,962	(13,497)
- (Decrease) / Increase in trade and other payables	30,568	(29,494)
- (Decrease) / Increase in unearned income	96,127	(48,552)
- (Decrease) /Increase in accrued employee entitlements	11,325	(2,514)
- Decrease/(Increase) in inventory	(1,731)	(1,928)
Cash flows from operations	<u>508,515</u>	<u>(6,675)</u>
12 Events after the end of the Reporting Period		
No matters or circumstances have arisen since the end of the financial year which significantly affected or may significantly affect the operations of the association, the results of those operations or the state of affairs of the association in future financial years.		
13 Contingencies		
In the opinion of those charged with governance, the Association did not have any contingencies at 31 December 2020 (31 December 2019:None).		

Responsible Persons' Declaration

The responsible persons declare that in the responsible persons' opinion:

- there are reasonable grounds to believe that the registered entity is able to pay all of its debts, as and when they become due and payable; and
- The financial statements and notes satisfy the requirements of the Australia Charities and Not-for-profits Commission Act 2012.

Signed in accordance with subsection 60.15(2) of the Australian Charities and Not-for-profit Commission Regulation 2013.

Responsible person 

10 March 2021

Independent Audit Report to the members of Equestrian Queensland Inc.

Report on the Audit of the Financial Report

Opinion

We have audited the financial report of Equestrian Queensland Inc., which comprises the statement of financial position as at 31 December 2020, the statement of profit or loss and other comprehensive income, the statement of changes in equity and the statement of cash flows for the year then ended, and notes to the financial statements, including a summary of significant accounting policies, and the responsible persons' declaration.

In our opinion the financial report of Equestrian Queensland Inc. has been prepared in accordance with Division 60 of the *Australian Charities and Not-for-profits Commission Act 2012*, including:

- (i) giving a true and fair view of the Registered Entity's financial position as at 31 December 2020 and of its financial performance for the year ended; and
- (ii) complying with Australian Accounting Standards to the extent described in Note 1, and Division 60 of the *Australian Charities and Not-for-profits Commission Regulation 2013*.

Basis for Opinion

We conducted our audit in accordance with Australian Auditing Standards. Our responsibilities under those standards are further described in the *Auditor's Responsibilities for the Audit of the Financial Report* section of our report. We are independent of the Registered Entity in accordance with the auditor independence requirements of the *Australian Charities and Not-for-profits Commission Act 2012* (ACNC Act) and the ethical requirements of the Accounting Professional and Ethical Standards Board's APES 110 *Code of Ethics for Professional Accountants* (the Code) that are relevant to our audit of the financial report in Australia. We have also fulfilled our other ethical responsibilities in accordance with the Code.

We believe that the audit evidence we have obtained is sufficient and appropriate to provide a basis for our opinion.

Emphasis of Matter - Basis of Accounting

We draw attention to Note 1 to the financial report, which describes the basis of accounting. The financial report has been prepared for the purpose of fulfilling the Registered Entity's financial reporting responsibilities under the ACNC Act. As a result, the financial report may not be suitable for another purpose. Our opinion is not modified in respect of this matter.

Responsibilities of Responsible Entities for the Financial Report

The responsible entities of the Registered Entity are responsible for the preparation of the financial report that gives a true and fair view and have determined that the basis of preparation described in Note 1 to the financial report is appropriate to meet the requirements of the ACNC Act and the needs of the members. The responsible entities' responsibility also includes such internal control as the responsible entities determine is necessary to enable the preparation of a financial report that gives a true and fair view and is free from material misstatement, whether due to fraud or error.

Independent Audit Report to the members of Equestrian Queensland Inc.

In preparing the financial report, the responsible entities are responsible for assessing the Registered Entity's ability to continue as a going concern, disclosing, as applicable, matters related to going concern and using the going concern basis of accounting unless the responsible entities either intend to liquidate the Registered Entity or to cease operations, or have no realistic alternative but to do so.

Auditor's Responsibilities for the Audit of the Financial Report

Our objectives are to obtain reasonable assurance about whether the financial report as a whole is free from material misstatement, whether due to fraud or error, and to issue an auditor's report that includes our opinion. Reasonable assurance is a high level of assurance, but is not a guarantee that an audit conducted in accordance with Australian Auditing Standards will always detect a material misstatement when it exists. Misstatements can arise from fraud or error and are considered material if, individually or in the aggregate, they could reasonably be expected to influence the economic decisions of users taken on the basis of the financial report.

As part of an audit in accordance with the Australian Auditing Standards, we exercise professional judgement and maintain professional skepticism through the audit. We also:

- Identify and assess the risks of material misstatement of the financial report, whether due to fraud or error, design and perform audit procedures responsive to those risks, and obtain audit evidence that is sufficient and appropriate to provide a basis for our opinion. The risk of not detecting a material misstatement resulting from fraud is higher than for one resulting from error, as fraud may involve collusion, forgery, intentional omissions, misrepresentations, or the override of internal control.
- Obtain an understanding of internal control relevant to the audit in order to design audit procedures that are appropriate in the circumstances, but not for the purpose of expressing an opinion on the effectiveness of the Registered Entity's internal control.
- Evaluate the appropriateness of accounting policies used and the reasonableness of accounting estimates and related disclosures made by the responsible entities.
- Conclude on the appropriateness of the responsible entities' use of the going concern basis of accounting and, based on the audit evidence obtained, whether a material uncertainty exists related to events or conditions that may cast significant doubt on the Registered Entity's ability to continue as a going concern. If we conclude that a material uncertainty exists, we are required to draw attention in our auditor's report to the related disclosures in the financial report or, if such disclosures are inadequate, to modify our opinion. Our conclusions are based on the audit evidence obtained up to the date of our auditor's report. However, future events or conditions may cause the Registered Entity to cease to continue as a going concern.
- Evaluate the overall presentation, structure and content of the financial report, including the disclosures, and whether the financial report represents the underlying transactions and events in a manner that achieves fair presentation.



Independent Audit Report to the members of Equestrian Queensland Inc.

We communicate with those charged with governance regarding, among other matters, the planned scope and timing of the audit and significant audit findings, including any significant deficiencies in internal control that we identify during our audit.

Moore Australia

Moore Australia Audit NSW

A handwritten signature in black ink, appearing to read 'C. Oosthuizen'.

Charles Oosthuizen
Partner—Audit and Assurance
Level 14, 9 Castlereagh Street,
Sydney, NSW, 2000

10 March 2021



Photo Credit: Jasmin Dunmore Photography
Pictured: EQ Chair David Finch at the 2020 EQ Xmas Celebration Trackside



EQUESTRIAN
QUEENSLAND



Queensland
Government

Sports House

Suite 1.05, 150 Caxton Street

Milton Q 4064

Phone: (07) 3891 6611

Email: enquiries@equestrianqld.com.au

[@equestrianqld](https://www.instagram.com/equestrianqld)

[qld.equestrian.org.au](https://www.qld.equestrian.org.au)

[#equestrianqld](https://www.facebook.com/equestrianqld)

