



INTERSCHOOL  
QUEENSLAND

# 2026 HANDBOOK



*Effective: 1 January 2026*

# CONTENTS

## PAGE

INTRODUCTION	3
MISSION STATEMENT	3
OUR HISTORY	3
IQ STRUCTURE	3
GLOSSARY AND DEFINITIONS	4
1. MEMBERSHIP INFORMATION	5
2. REGIONS	6
3. UNIFORM REQUIREMENTS	8
4. RIDER SAFETY AND HORSE WELFARE	9
5. COMPETITION STRUCTURE	10
6. DRESSAGE	14
7. JUMPING	18
8. SHOW HORSE	22
9. EVENTING	25
10. COMBINED TRAINING	28
11. GENERAL CONDITIONS OF ENTRY FOR ALL IQ COMPETITIONS	31
12. PERPETUAL TROPHIES AND OVERALL SCORING INFORMATION	34
13. IQ STATE TEAM INFORMATION	37
14. EDUCATION	40
ANNEXES	
ANNEX A. FIRST TIME COMPETITORS' GUIDE	41
ANNEX B. EA INTERSCHOOL QUALIFYING EVENT REQUIREMENTS	42
ANNEX C. IQ EVENT REQUIREMENTS / EVENT CHECKLIST	43

## INTRODUCTION

This handbook provides general information about the structure of the Interschool Queensland (IQ) program and the rules and regulations that apply to all participants, parents, and entourage. This handbook should be used in conjunction with the [Equestrian Australia \(EA\) National Interschool Rules](#) and [EA Discipline Rules](#).

All members of IQ shall accept and be bound by the rules of EA, Equestrian Queensland (EQ) & IQ. Events in each discipline are conducted in accordance with the EA General Regulations and the EA Discipline rules with some additional rules as set out in this Handbook. All participants have a responsibility to abide by any sport specific rules and regulations. Please ensure you are familiar with the rules that apply to the discipline/s in which you intend to participate.

Our website is:

<https://www.qld.equestrian.org.au/interschool>

## MISSION STATEMENT

**'To develop the individual through the discipline of equestrian sport'**

Working together with EQ, families, organisers and volunteers our four main objectives are:

- To promote equine education and equestrian sport in school programs within Queensland.
- To provide a competition structure that will give opportunities for Queensland Interschool riders to progress to an Australian level with the aim of developing excellence in equestrian sport.
- To encourage the development of discipline, character, sportsmanship, teamwork, and a sense of achievement in participants; and
- To reward and educate riders in horsemanship with the aim of creating a competitive sporting environment that places the welfare of the horse at the fore.



The Queensland Government has provided \$190,000 to Equestrian Queensland through the Active Industry Fund to enable Queenslanders to participate in sport and recreation activities.

## OUR HISTORY

The first Inter High School Equestrian competition was run by Lorette Wigan at Pine Lodge in 1984. Interschool Equestrian has evolved through various forms to its current structure and is now recognised as Interschool Queensland (IQ).

Harry Le Bherz OAM was the first president of the committee in its original QISEA structure. He was passionate about all equestrian sports and as a FEI Official and a selector of Australian gold medal-winning Eventing Teams, he knew the elite end of the sport well. Harry was equally passionate about supporting young riders, and QISEA became the focus of Harry's energy over the last years of his life, and he steered QISEA through a strong period of growth in membership.

Harry was instrumental in developing the Inter-school competition outside Queensland. In 2005 he attended the first national planning meeting to establish The Australian National Inter-School Competition which was first hosted by Queensland held in Toowoomba. This level of competition continues to this day.

## IQ STRUCTURE

Interschool Queensland (IQ) is a sport committee of Equestrian Queensland (EQ), this committee is comprised of volunteers and is supported administratively and financially by the EQ Board and State office. The committee members are elected representatives who hold a rotational three-year term of office. These positions, when vacant, are filled by member nominations who are voted on at the EQ annual general meeting each year. Further information on the structure and elections of EQ sport committees can be found in the [EQ Constitution](#) and [Sport committee membership policy](#).

The IQ committee is responsible for the organisation of IQ events in Queensland, the annual State Championships and the selection of the Queensland State Team which participates at the Australian Interschool Championships.

The IQ committee is committed to appropriately managing all actual, potential, and perceived Conflicts of Interest. Guidance can be drawn from the [EQ Conflicts of Interests Policy \(EQ0017\)](#).

Please feel free to contact Interschool Queensland (IQ) if you are unable to source specific information from these resources.

## GLOSSARY AND DEFINITIONS

<b>IQ</b>	Interschool Queensland
<b>EQ</b>	Equestrian Queensland (State Sporting Organisation)
<b>EA</b>	Equestrian Australia (National Sporting Organisation)
<b>AIC</b>	Australian Interschool Championships (Nationals)
<b>TD</b>	Technical Delegate
<b>OC</b>	Organising Committee
<b>MER</b>	Minimum Eligibility Requirement (Eventing)
<b>Championship</b>	(Overall) A culmination of a number of classes in the same level usually awarded with ribbons and prizes
<b>HC</b>	Competing without gaining a placing ie. no points or prizes will accrue toward either the individual event results or the team or individual championships
<b>CT</b>	Combined Training
<b>School Region</b>	As determined by Table I (page 10)
<b>IQ Event</b>	<b>Interschool (IQ) events</b> , where <b>ONLY</b> interschool riders participate and <u>are</u> conducted throughout the year by the IQ state and regional committees, EQ school and club affiliates.
<b>EA Steward</b>	Attends EA/IQ events and wears a yellow vest. They can assist with gear check, warm up and compliance with EA rules. They are the best person to gain advice from at an event if you have a question about EA rules.
<b>IQ Tag On</b>	From 2026 there will no longer be IQ Tag on events. See competition structure for further information.

# I. MEMBERSHIP INFORMATION

IQ membership and eligibility for competitions are based on 3 main principles:

- That the rider's school is an affiliate of EQ (Section 1.1)
- That the rider is a member of EQ (Section 1.2)
- That all horses are registered with their state branch (Section 1.4)

## I.1 SCHOOL MEMBERSHIP

To participate in Interschool Queensland (IQ) events each school must be an affiliate of Equestrian Queensland (EQ) and renew their affiliation annually. EQ school affiliations are now managed through the new Equestrian Australia (EA) Membership Platform (JustGo) [LINK](#). Each school will have an appointed **administrator** (primary contact) who can manage the school's profile and receive relevant communications from EQ and EA. Before accepting entries for IQ competitions, all riders and EQ school affiliates will be checked to ensure they are members. EQ must be informed if riders change or leave during the competition year. All riders participating in IQ events and the IQ Eventing leaderboard must be enrolled at an EQ Affiliated School at the time of the event. School teams and competition uniforms (refer to Article 3 for Uniform Guidelines) are required to be registered annually via this [LINK](#).

To host an event under the IQ banner, your school will need to become an EQ school event affiliate. To become an EQ school event affiliate, the required application form is to be submitted with payment annually. For a copy of this application form, email [interschool@equestrianqld.com.au](mailto:interschool@equestrianqld.com.au). This affiliation provides the event with EQ's public liability insurance cover, access to EA sport rules and EA accredited officials.

## I.2 RIDER MEMBERSHIP

Riders must be a Competitor - Junior member of EQ. Interschool regional events from Rockhampton and north only require EQ Participant membership, however, to compete at the IQ State Championships, riders will need to upgrade to a Competitor - Junior membership.

## I.3 HANDLER MEMBERSHIP

When competing in Show Horse and / or Dressage walk/trot classes when a handler is required, the handler must be at least a Participant member of EQ.

## I.4 HORSE MEMBERSHIP

The following are some general principles that apply to horses being used for competitions in IQ events. These are in addition to the EA Interschool Rules and EA Discipline Rules.

- As a minimum requirement all horses competing in IQ events must be EA Base Registered.
- EA Full Life Registration is required for the following;
  - IQ State Championships
  - Eventing EvA95 and above
  - Dressage Elementary and above
  - Jumping 1.05m or above
  - Australian Interschool Championships.
- It is recommended that all horse ownership and/or identity documents be brought to events in case verification is required. It is compulsory to provide your horse's registration certificate at the Australian Interschool Championships upon your arrival.
- If the horse has an EA grading, the rider must abide by the relevant EA discipline rules governing the level at which that horse may be entered.

## 2. REGIONS

There are **six regions** that have been defined to facilitate the coordination of IQ events and qualification requirements for the State Championships.

The competition region you belong to is generally determined by the location of the school you attend and not by your residential address. Details of schools and their regions can be found on the [Queensland Education Maps](#).

Riders in some regions are permitted a reduced number of qualifiers in order to attend the state championship. This is due to the reduced number of events available to riders in these regions. Table 1 outlines the regions and number of qualifiers required.

**Table 1: SCHOOL REGIONS**

REGION	DISTRICT	LOCATION DETAILS	IQ QUALS REQUIRED
South East	Metro North	Covers Brisbane's northern metropolitan corridor and surrounds. It includes the northern suburbs of Brisbane, Moreton Bay Region (Redcliffe, Caboolture, Strathpine), and extends inland to areas such as Samford and Dayboro. North of the Brisbane River to Caboolture.	Full
	Metro South	Includes Brisbane's southern metropolitan area and Logan. It extends from the southern suburbs of Brisbane through Logan City and parts of Redland City, stretching toward Beaudesert and the Scenic Rim. (the area bounded by the Bay Islands in the east, Brisbane River in the north, the M1 in the west and Mount Cotton, Eight Mile Plains, Calamvale, Springfield Lakes and Thorton in the south).	Full
	South East	This district takes in the Gold Coast and surrounding hinterland areas. It includes the coastal strip from Southport to Coolangatta as well as hinterland towns such as Tamborine Mountain, Canungra, and Nerang. From Logan City in the north to Coolangatta in the south. From Peak Crossing and Aratula in the west and south to Maroon and Rathdowney.	Full
North Coast (Wide Bay)	Sunshine Coast & Gympie	This district includes the Sunshine Coast coastal strip (Caloundra through to Noosa), the Sunshine Coast hinterland, and the Gympie region. It spans both urbanised coastal centres and surrounding rural and hinterland communities, with strong connections between schools in the coastal corridor and those in hinterland towns such as Maleny, Nambour, and Gympie. From Beachmere, Pumicestone and Mount Mee to Gympie and west to Kilcoy. Includes Sunshine Coast, Glass House, Nambour, Noosa and up to Gympie.	Full
	Wide Bay	This district extends further north and west, covering the Fraser Coast (Hervey Bay, Maryborough), Bundaberg, and surrounding rural areas. It also incorporates inland communities that feed into these coastal centres. From Agnes Water in the North. Includes (the districts of Bundaberg, Hervey Bay, Maryborough, North Burnett, South Burnett, Hervey Bay, North Burnett & South Burnett.	Reduced
Central (Capricornia)		The Central region lies inland from the central Queensland coast, bridging coastal and inland zones. It includes towns and shires in the central interior, such as Rockhampton, the Central Highlands, the Capricorn Coast hinterland, and further inland communities. It spans a mixture of agricultural, mining, and regional service hubs and includes rural schools, regional centres, and smaller remote communities within the central belt of Queensland. Extends from Miriam Vale and Theodore in the south-east; to Birdsville and Bedourie in the west. Includes Mackay, Pindi Pindi, Bloomsbury in the north, Capricorn Coast in the east and Rockhampton, Port Curtis and Central Highlands.	Reduced
Far North		This region refers to the tropical and semi-tropical north of Queensland, covering locations well beyond the tropics. Key areas include Cairns, the Atherton Tablelands, Cape York Peninsula, Torres Strait Islands, the Gulf region (e.g. the Gulf of Carpentaria catchments), and remote coastal and inland communities in northern Queensland.	Reduced
Darling Downs & South-West	Darling Downs	Centred around Toowoomba and the surrounding fertile agricultural areas, this district includes towns such as Warwick, Dalby, Stanthorpe, Goondiwindi, and the Granite Belt. Includes Toowoomba, Southern Downs, Goondiwindi, Western Downs, Bunya, Inner Downs, Granite, Lockyer, MacIntyre and Southern Downs.	Full
	South West	Extending west from the Darling Downs into more remote areas, this district covers the Maranoa and further outback communities. Key locations include Roma, Charleville, St George, Cunnamulla, and surrounding rural districts. (extends from the Jandowae area in the east to Hebel in the south, west to Eromanga and north as far as Tambo – Taroom) Balonne, Charleville, Chinchilla, Cunnamulla, Miles, Roma, Tara.	Reduced
NSW	Northern NSW	Though not strictly within Queensland, this region covers areas 100kms from the Qld border in New South Wales that are included for cross-border educational alignment, partnerships or catchment overlaps. Locations include northern NSW regions such as Tweed, Byron, and adjacent inland towns.	Full

**FIGURE I: MAP OF REGIONS**



[Region Maps & Interactive Map / Online Search](#)

 Far North	 South East
 North	 Metro North
 Central	 Metro South
 North Coast	 South East
 Darling Downs & South-West	
 Northern NSW	

## 2.1 BOARDERS, DISTANCE EDUCATION AND INTERSTATE COMPETITORS

1. Riders who attend boarding school in one region but live in another region, and who may therefore be unable to attend school based qualifying days during the school term, may attend the regional championships in any region to gain qualification for the State Championships and to represent their school. In this event it is important to contact the EQ Sport Development Officer or regional IQ committee to register the intent to compete in a specified regional championship (usually in the region in which you reside).
2. Interstate residents who are boarders at Qld schools may submit qualifying results from competitions in their home state at the discretion of the IQ Committee. Please discuss this with the discipline convenor first to ensure the events are considered suitable as qualifiers.
3. NSW riders who attend schools within 100km of the border are eligible to participate in IQ events provided they comply with [section 1 - Membership Information](#). The NSW rider will compete in the closest Queensland region to their NSW school.
4. Riders who attend a boarding school in a region requiring full qualifications, but who live in a region allowing reduced qualifiers, must submit an application for reduced qualifiers subject to the IQ committee's approval by 1 February each calendar year. The application form can be found [HERE](#).
5. Riders who attend school via distance education determine their region by where they reside, not where their school is located.

## 3. UNIFORM REQUIREMENTS

Refer to each [EA National discipline rules](#) for specific dress and equipment rules.

Each school must register their uniform (or a range of uniforms) as per the following guidelines.

- Each school must specify a school saddle cloth/pad, which should include the school emblem
- Schools may specify a particular light coloured jodhpur/breeches.
- The uniform may also include a jacket, jumper, vest, spray jacket.
- No part of the competition uniform (inc. saddle pad/cloth) can contain commercial/sponsorship representation (manufacturer's branding is excluded)
- EA compliant and tagged helmet – Refer to the [EA general regulations](#) for helmet standards.
- The wearing of body protectors in jumping, whilst not compulsory is strongly recommended.
- School team competition uniforms are to be registered via this [LINK](#).

Schools are reminded that an expensive or detailed uniform is not a requirement of IQ participation and may deter potential newcomers.

When riding in EA competitive (official) events that are not IQ events, refer to the [EA National discipline rules](#) in relation to dress.

## 4. RIDER SAFETY AND HORSE WELFARE

### 4.1 CODE OF CONDUCT

It is expected that Athletes and their support teams will adhere to the rules of the competitions in which they participate and that they will show respect for other competitors, their horses, officials, judges and administrators in their actions and their words.

The conduct of members of the sport overall is controlled by the EA Member Protection Policy.

The EA Codes of Conduct and Safeguarding Children & Young People Policy must be adhered to by all competitors and their parents/guardians, during any IQ activity.

Any abuse, either by a rider, parent or members of the rider's entourage at any IQ event will not be tolerated and may be subject to disciplinary action.

**Refer to the EA Interschool Rules and EA website for Codes of Conduct, protection policies and information regarding disciplinary procedures and yellow cards.**

**Breaches of these general conduct practices may result in disqualification from the competition and depending on the severity of the offence, the athlete and/or their associates may face disciplinary action.**

### 4.2 HORSE WELFARE

Refer to the EA General Regulations for all Horse Welfare rules and regulations.

For the maximum starts per day that apply refer to the conditions of entry [Section 11.2](#).

#### 4.2.1 HORSE MEDICATION CONTROL PROGRAM (SWABBING)

Horses and ponies ridden in EA competition must not compete under the influence of prohibited medications. The FEI defines what a prohibited substance is. The EA Anti-Doping and Medication Control By-Laws describe requirements for the drug testing of horses and ponies.

These can be found in the [EA National Medication Control System & Swabbing Policy](#). Participants should note that swabbing may occur at any event. Further information is available on the following links - [Medication Control](#) and [Clean Sport](#).

## 5. COMPETITION STRUCTURE

There are three types of competition in which Interschool riders can participate in:

- **Interschool (IQ) events (Dressage, Show Horse, Jumping and Combined Training)**, where ONLY interschool riders participate and are conducted throughout the year by the IQ state and regional committees, EQ school and club affiliates.  
In regional areas only, EQ school and club affiliates may apply to the IQ committee to host IQ events that are run in conjunction with an EA open event. Separate classes must be for IQ riders only.
- **EA competitive (official) dressage, show horse and jumping events** - these events are conducted by an EA affiliate and open to all EA riders. Club or Participant dressage days are NOT Competitive (official) dressage events. If you are unsure, please contact the EQ office for clarification. For the requirements, refer to Annex B.
- **IQ Eventing Leaderboard** - Eventing competitions are not hosted by schools or the Interschool committee. The competition schedule is found on the [EQ Eventing calendar](#). The IQ committee conducts an IQ Eventing Leaderboard for the discipline of Eventing. The leaderboard determines the overall State placings and State team members. For more information, refer to [Section 9](#).

Refer to each discipline section within this handbook for which classes are qualifiers for the State and Australian Championships.

### 5.1 REGIONAL CHAMPIONSHIPS

**Currently there are four Regional Championships each year:**

- Central (Capricornia) IQ Regional Championships
- Darling Downs & South-West IQ Regional Championships
- South-East IQ Regional Championships
- North Coast (Wide Bay) IQ Regional Championships

There is no qualification requirement to participate at Regional Championship level.

To determine your region, refer to [section 2](#).

Regional championships may also open to riders from outside their region at the discretion of the OC, riders may be required to participate on a HC basis, however can still obtain qualifications for the State Championships.

## 5.2 STATE CHAMPIONSHIPS

Queensland hosts a State Championship event each year providing a high level of competition for all riders. This is the qualifying event for selection onto the Queensland State team for the Australian Championships.

The State Championships provides the opportunity for schools to further develop a strong team spirit and ethos. Riders who do not qualify to participate are encouraged to attend, support their school teams and to assist in the running and operation of the event.

**To qualify for the IQ State Championships, results must be obtained during the qualifying period: From the previous IQ State Championships close of entries date to the upcoming IQ State Championships close of entries date.**

**Specific qualifying requirements of each discipline are outlined in the discipline sections of this handbook.**

Results from the Australian Interschool Championships will not be accepted as qualifiers for the State Championships.

It is the competitor's responsibility to:

- keep a record of all your qualifying results
- ensure all qualifying criteria is met
- provide the full correct information when nominating

## 5.3 AUSTRALIAN INTERSCHOOL CHAMPIONSHIPS

The Australian Interschool Championships (AIC) were inaugurated in 2008 and have since been held annually, hosted by various states across the country. Over the years, the AIC (Nationals) have been hosted in the following locations:

<b>Queensland</b>	2008, 2012, 2017, 2020*, 2024
<b>Victoria</b>	2009, 2011, 2014, 2018, 2021*, 2023, 2026
<b>New South Wales</b>	2010, 2015, 2016, 2019, 2022, 2025
<b>Western Australia</b>	2013
	*cancelled due to COVID-19

Please refer to [EA Interschool rules](#) for classes that are included at the AIC (Nationals).

Refer to [Section 13](#) for more information on the IQ State Team selection and participation in the AIC competition.

## 5.4 CALENDAR

\* Only events listed on the IQ calendar are approved IQ events.

It is also important that riders and their families check the calendar of events regularly to inform themselves of events in their region. \* Only events listed on the IQ calendar are approved IQ events. The IQ calendar is located on the EQ website [HERE](#).

## 5.5 PRIMARY AND SECONDARY RIDERS

Refer to the [EA Interschool Rules](#) for information about classification of primary and secondary (inc. intermediate and senior) riders.

### 5.5.1 TRANSITIONING FROM PRIMARY TO SECONDARY RIDER

If a Year 6 rider is planning on competing at the same level for the rest of this year and the start of next year (to gain qualifiers for States) then they can continue riding for the remainder of Year 6 as a primary rider, and move into secondary classes when they move into Year 7. Providing they are riding at the same level, qualifying scores from both primary classes and secondary classes will be accepted as State qualifiers for these competitors.

However, if they are planning on competing at next year's State Championships at a level that is ONLY available for secondary riders (for example 100cm Jumping) they can begin competing in secondary classes for the remainder of this year in order to gain sufficient qualifying scores for next years States.

Please remember that Eventing is based on age, not year level.  
For the minimum ages for Eventing, refer to the National EA Eventing Rules.

## 5.6 ALL ABILITIES PATHWAY FOR RIDERS WITH ADAPTIVE NEEDS

To support the inclusion of athletes with additional needs in Interschool competitions, Equestrian Australia (EA) has established the All Abilities pathway, including a rider classification and exemption scheme. This aims to allow eligible riders to compete on equitable terms in Interschool Dressage, the Dressage phases of Interschool Eventing and Combined Training, as well as in specific Interschool All Abilities Dressage and Show Horse classes.

Refer to the [EA National Interschool Rules](#) for further information.

### 5.6.1 EXEMPTION CARDS

The EA Exemption Card application form is found [HERE](#).

Once the application is received by EA, all information will be forwarded to the EA Exemption Committee for consideration. The rider is then notified by EA in writing if approved or not approved.

Once the card is issued, the rider is permitted to have alternative equipment and/or conditions as mentioned on their identification card at any IQ competition.

### 5.6.2 EA PARA-EQUESTRIAN CLASSIFICATION

Riders may seek to be [classified](#) within the Equestrian Australia Para-Equestrian system and issued with a Para-Equestrian Identification (EA PE ID) card (must be 12 years of age or older).

For further information, refer to [EA Para-Equestrian](#).

### 5.6.3 ALL ABILITIES CLASSES FOR RIDERS WITH ADAPTIVE NEEDS

These may be offered at IQ Dressage or Show Horse competitions and also may be offered at the State Championships in the applicable disciplines only. Any interested competitors, schools or organising committees should contact the Interschool committee for further information. These classes will be eligible for points for championships and teams' competitions.

To participate in IQ All Abilities Dressage or Show Horse classes, riders are required to complete this [FORM](#) before nominating.



## 6. INTERSCHOOL DRESSAGE

Please be aware that there are important differences between rules for IQ dressage, EA competitive/participate dressage, Pony Club dressage, and Eventing/CT dressage. The EA national dressage rules refer to EA dressage, FEI dressage at EA events, and Eventing/CT dressage. For the rules relating to FEI sanctioned dressage events refer to the FEI rules at [www.fei.org](http://www.fei.org).

**TABLE 2: SUMMARY OF DRESSAGE CLASSES FOR REGIONAL, STATE AND AUSTRALIAN CHAMPIONSHIPS**

	REGIONAL CHAMPIONSHIPS	STATE CHAMPIONSHIPS	AUSTRALIAN CHAMPIONSHIPS
<b>PRIMARY CLASSES</b>			
Preliminary	Yes	Yes	Yes
Novice	Yes	Yes	Yes
<b>SECONDARY CLASSES</b>			
Intermediate Preliminary	Yes	Yes	Yes
Senior Preliminary	Yes	Yes	Yes
Intermediate Novice	Yes	Yes	Yes
Senior Novice	Yes	Yes	Yes
Advanced	Discretion of OC	Yes	Yes
PSG / Inter I	Discretion of OC	Yes	Yes
<b>OPEN PRIMARY &amp; SECONDARY CLASSES</b>			
Elementary	Yes	Yes	Yes
Medium	Yes	Yes	Yes
All Abilities	Yes (nominations dependant)	Yes (nominations dependant)	Discretion of OC
Freestyle	No	Discretion of OC	Discretion of OC

### 6.1 COMPETITION FORMAT

All IQ dressage events are run in accordance with EA and FEI Rules using the most current EA dressage tests. The IQ Handbook and National Interschool rules will apply where EA rules are not applicable.

**EA Competitive (official) dressage events** – these events are conducted by an EA affiliate and open to all EA riders. Competitive dressage rules apply with regards to rider membership, horse registration, competition bridle number/license and attire. (Club or Participant dressage days are NOT Competitive (official) dressage events.) If you are unsure, please contact the EQ office for clarification before nomination.



## 6.2 GENERAL RULES IN PARTICULAR TO DRESSAGE

- Callers are allowed for all EA tests (not FEI levels) at IQ and Regional Championship events. State Interscholar Championships: Callers permitted for Preliminary, Novice, Elementary, Medium and Advanced Dressage Classes only, for both Primary and Secondary riders. Australian Interscholar Championships: Callers permitted for Preliminary & Novice Dressage classes for Primary riders only.
- If a horse/pony has an official dressage grading, please refer to EA Dressage Rules for the level/s at which this horse/pony may participate. Please contact the EQ office if unsure of a grading.
- Riders do not present to the judges unless requested to do so. They must ride past the judge with numbers clearly visible on both sides of the horse.
- Organising committees may combine secondary intermediate divisions in suitable classes.
- At any competition, there will be conditions of entry including maximum number of classes permitted per rider and per horse. It is the responsibility of the competitor to read the event program for these details.

## 6.3 DRESS, SADDLERY AND EQUIPMENT

- Competition numbers allocated to the horse/rider combination for IQ events are different to EQ Competitive Dressage bridle numbers.
- When attending EA (Official) Competitive dressage events, EA National Dressage rules apply with regards to competition bridle number/license and attire.

## 6.4 JUDGING AND SCORING

Information regarding scoring can be found in the [EA National Dressage rules](#) and [EA Interscholar rules](#).

### 6.4.1 CHAMPIONS AND RESERVE CHAMPIONS FOR IQ DRESSAGE

At certain events, where a class has two or more tests at that level, an overall Champion is awarded. Overall place getters for that class will be determined by adding the placing points from each test. If champion awards are to be presented in IQ events, then these are generally given for each class of competition.

The event schedule should nominate which tests are to be combined as one class for champion and also for teams' points. Generally, the tests of the same level shall be counted for champions and team points.

To determine champions and reserve champions if tied points occur, [EA National Dressage Rules](#) will be followed.

## 6.5 STATE CHAMPIONSHIPS DRESSAGE QUALIFYING INFORMATION

- Whilst all qualifying performances will be considered in the nomination process for the State Championships, this does not imply that riders with scores achieving the minimum standard are guaranteed a place.
  - **Balloting will be undertaken if entry numbers exceed class size limits.**
  - If a dressage class is balloted, each rider's two (2) highest submitted percentages will be combined and averaged.
  - Each rider's averaged scores will then be balloted, and the top 35 riders will be offered a position to ride in the class.
  - Classes are limited to 35 riders, however, there may be fewer accepted at the discretion of the OC depending on scheduling constraints and entry standards.
  - Each horse can participate in a maximum of two (2) classes (a class is two (2) dressage tests at one level)
  - If doing two (2) levels on one horse, they can only be consecutive levels.
  - It is an expectation that the horse is entered in the highest level qualified.
  - Horses can enter and compete in no more than two (2) FEI-level tests per day.
-

**TABLE 3: STATE CHAMPIONSHIPS DRESSAGE QUALIFYING REQUIREMENTS**

	<b>FULL QUALIFIERS</b> 3 x test scores obtained from at least 2 IQ events* (1 x EA Competitive (official) event score is permitted) at the level they wish to nominate for States Prep – Year 10	<b>REGIONAL RIDER**</b> 2 x test scores obtained from at least 1 IQ event* (1 x EA Competitive (official) event score is permitted) # at the level they wish to nominate for States Prep – Year 10	<b>YEAR 11 &amp; 12</b> 2 x test scores obtained from at least 1 IQ event* (1 x EA Competitive (official) event score is permitted) # at the level they wish to nominate for States
	%	%	%
<b>PRIMARY CLASSES</b>			
Preliminary	58 / 55 / 55	58 / 55	n/a
Novice	58 / 55 / 55	58 / 55	n/a
<b>SECONDARY CLASSES</b>			
Intermediate Prelim.	60 / 58 / 58	60 / 58	n/a
Senior Preliminary	60 / 58 / 58	60 / 58	60 / 58
Intermediate Novice	60 / 58 / 58	60 / 58	n/a
Senior Novice	60 / 58 / 58	60 / 58	60 / 58
Advanced	58 / 56 / 56 @	58 / 56 ^	58 / 56
PSG / Inter I	58 / 56 / 56 @	58 / 56 ^	58 / 56
<b>PRIMARY &amp; SECONDARY OPEN CLASSES</b>			
Elementary	58 / 56 / 56	58 / 56 ^	58 / 56
Medium	58 / 56 / 56	58 / 56 ^	58 / 56
All Abilities	Refer to Article 5.6 - No qualifying scores required.		
Freestyle	****	****	****

\* Only events listed on the IQ calendar are approved IQ events.

\*\* Please refer to **Table I** to determine region and if reduced qualifications apply.

^ One of a regional rider's results must be from an IQ school or regional championships event.

# In regions that have reduced qualifiers, in the event that there are no IQ events run, riders may use a 2<sup>nd</sup> Official EA qualifying result.

\*\*\*\* Secondary riders will only be allowed to enter the freestyle class that corresponds with their nominated competitive class. In the event of excess nominations for the freestyle classes riders will be balloted as per the dressage qualifying scores.

@ Adv, PSG, Int I: riders must participate in at least one IQ event / IQ regional event in the state qualifying period. Three (3) scores must be submitted with at least one from an IQ event, other qualifying scores may come from an EA Competitive (official) dressage competition.

**Riders are not able to use results from the previous year's state championships as qualifying results.**



## 7. INTERSCHOOL JUMPING

**TABLE 4: SUMMARY OF JUMPING CLASSES FOR REGIONAL, STATE AND AIC**

SCHOOL YEAR LEVEL	STARTING HEIGHT	OFFICIAL CLASSES FOR REGIONAL CHAMPIONSHIPS	OFFICIAL CLASSES FOR STATE CHAMPIONSHIPS	OFFICIAL CLASSES FOR AUSTRALIAN CHAMPIONSHIPS
Primary 1-6	50 cm	Yes	Yes	No
Primary 1-6	60 cm	Yes	Yes	No
Primary 1-6	70 cm	Yes	Yes	<b>Yes</b>
Primary 1-6	80 cm	Yes	Yes	<b>Yes</b>
Primary 1-6	90 cm	Yes	Yes	<b>Yes</b>
Intermediate 7-9	90 cm	Yes	Yes	<b>Yes</b>
Intermediate 7-9	100 cm	Yes	Yes	<b>Yes</b>
Secondary 7-12	70 cm	Yes	Yes	No
Secondary 7-12	80 cm	Yes	Yes	No
Secondary 7-12	90 cm	Yes	Yes	<b>Yes</b>
Secondary 7-12	100 cm	Yes	Yes	<b>Yes</b>
Secondary 7-12	110 cm	Yes	Yes	<b>Yes</b>
Secondary 7-12	120 cm	Yes	Yes	<b>Yes</b>

### 7.1 COMPETITION FORMAT

At IQ jumping events, classes consist of sections i.e. Articles. One (1) EA class is equivalent to one (1) IQ section i.e. Article 238.2.2 - AM5.

Qualifying events run by schools, and regions may run a maximum of two jumping sections (Articles) per day for each height.

Each class at the State and Australian Interschool Championships includes three jumping sections (Articles).

Approved jumping sections are – Article 238.2.2 & 245.3 (AM7), Article 238.2.2 (AM5), Article 238.2.1 (ONE ROUND TABLE A) and Article 274.1 (Two-Phase) or Article 274.2 (Special Two-Phase). Article 238.5.1 (Optimum Time) is allowable.

All jumping events will be run in accordance with [EA Jumping Rules](#).

## 7.2 GENERAL RULES IN PARTICULAR TO JUMPING

In addition to the specific rules and allowable tack rules of EA Jumping the following rules apply:

- There may be a height rise/increase of jump width in the jump off rounds for the Article 238.2.2 (AM5) and Article 274.1 (Two-Phase) or Article 274.2 (Special Two-Phase) sections for all classes at all competitions (maximum of 10cm).
- Riders who fall from their mounts in either the practice arena or jumping arena must be cleared by first aid before remounting.
- Horse/rider combinations may try a higher height class and move back down to the lower height without penalty, but once State qualification is reached at the higher height then that height will become the new, highest qualified height.
- Riders will be able to nominate two (2) horses in a maximum of two (2) show jumping classes per horse at the IQ state championships, providing qualifying criteria are met for each class.
- At an IQ event that is held on one day only, athletes must only ride one (1) class per horse entered. Athletes can still qualify for two (2) consecutive height classes on the one horse by attending more qualifying events.
- Year 6 primary riders may compete in secondary heights (100, 110 & 120cm) in the months following State Championships to obtain qualifying results for the following year.
- At any competition, there will be conditions of entry including maximum number of classes permitted per rider and per horse. It is the responsibility of the competitor to read the event program for these details.

## 7.3 DRESS, SADDLERY AND EQUIPMENT

All riders participating in jumping must adhere to the general uniform requirements as outlined in Article 3. Requirements specific to jumping are as follows:

- As per EA Jumping rules
- The wearing of body protectors is **strongly recommended**

## 7.4 JUDGING AND SCORING

Scoring is done as per [EA Jumping Rules](#).

### 7.4.1 TIED SCORES IN JUMPING - FOR EACH SECTION OF THE JUMPING COMPETITION

In the event of tied scores at the completion of any of the above jumping sections, then both riders are awarded a tied place, the points for those places are shared and the next place is omitted. If, for example, two riders tie for a second place then they are both awarded second place and no third place is awarded. The next place would be a fourth place.

In the case of tied scores for a champion where the results from two or three jumping sections are all added together (depending on how many sections were included in the program), the following applies: (1) the athlete with the highest place in the longest competition (Article 238.2.2 (AM5)) will be declared the champion; then

- (2) the athlete with the highest place in the Article 238.2.2 & 245.3 (AM7)
- (3) the athlete with the highest place in the Article 274.1 (Two-Phase) or Article 274.2 (Special Two Phase); then
- (4) the athlete with the highest place in the Article 238.2.1 (One Round Table A).

## 7.5 STATE CHAMPIONSHIPS JUMPING QUALIFYING INFORMATION

When nominating for State Championships riding:

- a) two (2) horses – it is an expectation that each horse ~~must be~~ is nominated in the highest qualified class;
- b) one (1) horse in two consecutive classes the horse/rider combination must have qualified in both heights and the nominated height must be the horse/rider combination's highest qualified height, they must be consecutive heights;
- c) one (1) horse in one (1) class – it is an expectation that the horse is entered in the highest height qualified.
- d) each horse can participate in a max of two (2) classes (a class is 3 jumping sections (Articles) at one height/level).

Whilst all qualifying performances will be considered in the nomination process for the State Championships, this does not imply that riders with results achieving the minimum standard are guaranteed a place.

**Balloting will be undertaken if entry numbers exceed class size limits.**

Nominated results will be ranked: IQ events first, then results from EA qualifying events (preference will be given to results being from an IQ event over an EA event).

**TABLE 5: STATE CHAMPIONSHIPS JUMPING QUALIFYING REQUIREMENTS**

<b>SCHOOL YEAR LEVEL</b>	<b>STARTING HEIGHT</b>	<b>FULL QUALIFIERS</b> Min. of 3 results <sup>^</sup> from the first round of at least 2 IQ events* (1 x Official EA jumping result permitted - must meet Article number and height requirements)	<b>REGIONAL RIDER**</b> Min. of 2 results <sup>^</sup> from the first round of at least 1 IQ event* (1 x Official EA jumping result permitted - must meet Article number and height requirements)#	<b>Year 11 &amp; 12</b> Min. of 2 results <sup>^</sup> from the first round of at least 1 IQ event* (1 x Official EA jumping result permitted - must meet Article number and height requirements)#
Primary 1-6	50 cm	2 x clear & 1 x 4 fault	2 x clear	n/a
Primary 1-6	60cm	2 x clear & 1 x 4 fault	2 x clear	n/a
Primary 1-6	70 cm	2 x clear & 1 x 4 fault	2 x clear	n/a
Primary 1-6	80 cm	2 x clear & 1 x 4 fault	2 x clear	n/a
Primary 1-6	90 cm	2 x clear & 1 x 4 fault	2 x clear	n/a
Intermediate 7-9	90 cm	2 x clear & 1 x 4 fault	2 x clear	n/a
Intermediate 7-9	100 cm	2 x clear & 1 x 4 fault	2 x clear	n/a
Secondary 7-12	70 cm	2 x clear & 1 x 4 fault	2 x clear	2 x clear
Secondary 7-12	80 cm	2 x clear & 1 x 4 fault	2 x clear	2 x clear
Secondary 7-12	90 cm	2 x clear & 1 x 4 fault	2 x clear	2 x clear
Secondary 7-12	100 cm	2 x clear & 1 x 4 fault	2 x clear	2 x clear
Secondary 7-12	110 cm	1 x clear & 2 x 4 fault	1 x clear & 1 x 4 fault	1 x clear & 1 x 4 fault
Secondary 7-12	120 cm	1 x clear & 2 x 4 fault	1 x clear & 1 x 4 fault	1 x clear & 1 x 4 fault

\* Only events listed on the IQ calendar are approved IQ events.

\*\* Please refer to **Table I** to determine region and if reduced qualifications apply.

<sup>^</sup> One of these qualifiers can be from the previous year's IQ State Championships.

# In regions that have reduced qualifiers, in the event that there are no IQ events run, riders may use a 2<sup>nd</sup> Official EA qualifying result.

The first round refers to the first round in the Article 238.2.2 or one round of the Article 238.2.1 or the first phase of the Article 274.1 (Two-Phase) or Article 274.2 (Special Two-Phase). Each performance may be from the same or different qualifying events in the same competition season.



## 8. INTERSCHOOL SHOW HORSE

Interschool Show Horse consists of classes for Show Horse, Show Hunter and Working Hunter. Each class has three (3) phases, excluding the Walk/ Trot Primary age group. All classes have an In-hand presentation, Rider Phase (judging the rider) and Ridden Phase (judging the horse). Working Hunter includes jumping into the ridden phase.

The rules for Interschool Show Horse have been designed to correspond with the National Show Horse Rules wherever possible, however some variations have been necessary to meet Interschool competition requirements.

**TABLE 7: CLASSES AT REGIONALS, STATE AND AUSTRALIAN CHAMPIONSHIPS**

CLASS NAME	YEAR LEVEL	PHASES
<b>IQ Events &amp; Regional Championships Only (OC's Discretion)</b>		
Show Horse & Show Hunter Walk/ Trot lead line	Prep – year 3	Ridden and Rider (rider must be on lead)
Working Hunter Primary	Prep- year 6	Ridden (jump 45cm), Rider and Led
Working Hunter Intermediate	Year 7- year 9	Ridden (jump 65cm), Rider and Led
Working Hunter Senior	Year 10 – year 12	Ridden (jump 65cm), Rider and Led
<b>Regional Championships, IQ State Championships &amp; Australian Championships Classes</b>		
Show Horse Primary	Prep- year 6	Ridden, Rider and Led
Show Hunter Primary	Prep- year 6	Ridden, Rider and Led
Show Horse Intermediate	Year 7- year 9	Ridden, Rider and Led
Show Hunter Intermediate	Year 7- year 9	Ridden, Rider and Led
Show Horse Senior	Year 10 – year 12	Ridden, Rider and Led
Show Hunter Senior	Year 10 – year 12	Ridden, Rider and Led
All Abilities	Prep – year 12	Ridden, Rider and Led Separate Classes

## 8.1 GENERAL RULES IN PARTICULAR TO SHOW HORSE

- A horse may ONLY compete through the EQ season as EITHER a Show Horse or a Show Hunter for the duration of that qualifying period in ALL EQ and IQ events. A Working Hunter may compete as a Show Hunter at events ONLY where this class is not offered.
- Riders must **choose whether to compete in walk/trot primary or primary during the qualifying year**. Riders may not compete in both divisions at events, although they can progress from walk/trot primary to primary during the year. *This class is restricted to riders prep – year 3, if rider is unable to canter, please participate in Primary class and trot the canter sections of the workout.*
- Judged under current [EA National Show Horse Rules](#), refer to [EA Interschool Show Horse Rules](#) for other general conditions.
- The same horse/athlete combination must complete all phases.
- Organising Committees may determine the order that the phases are run. It is not essential that all phases have to be completed sequentially. A timed draw will be made available for all participants in each phase, participants will present at their assigned time to complete their individual workouts. At events when OCs have tight time scheduling to uphold, parent/guardian assistance in relation to gear change between the phases will be allowed.

## 8.2 WORKOUTS

The OC will provide set workouts for all phases prior to the event. Competitors in working hunter will walk the course of the ridden jumping phase on the day of competition. Examples of workouts (not necessarily the workout selected by the OC for an event) have been included on the [IQ Rules & Tests](#) Equestrian Queensland webpage as a reference.

## 8.3 DRESS, SADDLERY AND EQUIPMENT

Will largely be as per EA Show Horse Rules with some exceptions specifically for Interschool Show Horse competitions. Refer to the EA Interschool Show Horse Rules for these.

- Breast plate number holders may be used in Show Horse.
- Numnahs are only to be used at National level, all other events, a school saddle pad/cloth must be used.

## 8.4 JUDGING AND SCORING

OCs will publish the appointed Judges' names in advance of the event. Participants are obliged to find out the appointed Judges for their classes. Conflicts of interest as outlined in the EA Show Horse Rules and EA Interschool Show Horse Rules must be declared.

For the purposes of scoring each phase should be referenced and scored as described in the [EA Interschool Show Horse Rules](#) and [EA Interschool Rules](#) at state and regional level, OCs may determine the maximum number of participants in each class.

## 8.5 STATE CHAMPIONSHIPS SHOW HORSE QUALIFYING INFORMATION

It is important to note that the IQ Show Horse competition requires that the qualifying results are valid for each unique horse/rider combination. This means that only results achieved by the IQ rider and that horse can be submitted for consideration as qualifying results. Results achieved by the IQ horse with another rider are not valid and horses cannot qualify for the State Championships if they have been ridden by another rider.

**TABLE 8: SHOW HORSE STATE CHAMPIONSHIPS QUALIFYING REQUIREMENTS**

<b><u>CLASSES</u></b>	<b><u>PHASES</u></b>	<b><u>FULL QUALIFIERS</u></b> Min. of 2 results <sup>^</sup> in the same class type from at least 1 IQ event. (1 x EQ Show Horse Qld result may be used).	<b><u>REGIONAL RIDER** / YEAR 11 &amp; 12</u></b> Min. of 1 result in the same class type from an IQ event.
Primary Prep-6	Ridden, Rider & Led	Primary Show Horse & Primary Show Hunter	Primary Show Horse & Primary Show Hunter
Intermediate 7- 9	Ridden, Rider & Led	Intermediate Show Horse & Intermediate Show Hunter	Intermediate Show Horse & Intermediate Show Hunter
Senior 10-12	Ridden, Rider & Led	Senior Show Horse & Senior Show Hunter	Senior Show Horse & Senior Show Hunter
All Abilities	Ridden, Rider & Led Separate Classes	Refer to Article 5.6 - No qualifying scores required.	

\*\* Please refer to **Table 1** to determine region and if reduced qualifications apply.

<sup>^</sup> One of these qualifiers can be from the previous year's IQ State Championships.

Qualification criteria is as follows:

1. Minimum of two (2) results in the same class type from any IQ Show Horse competition including the previous year's state championships. One show horse qualifier from an EQ/ EA competition may be able to be used. Non-IQ events will be ranked lower in the case of a ballot for States.
2. The results will be ranked to allow for a balloting process (e.g. 1<sup>st</sup> place will receive 10 points down to 1 point for 10<sup>th</sup> place and 1 point per rider after 10<sup>th</sup>). The combinations ranking points will be added together to get a list of qualified riders in rank order to allow for this discipline to be capped at State Championships if required.
3. Year 11 & 12 riders may submit their best one (1) performance and it will be doubled to allow for ranking.
4. Riders from regions requiring reduced numbers of qualifiers may submit one (1) performance.\*
5. Participants may enter a maximum of two horses.



## 9. EVENTING

The Eventing competition is often considered the ultimate test of horse and rider.

All Events are run under the [EA Eventing Rules](#), please read these rules as there are some differences between Eventing, Dressage and Show Jumping rules.

**TABLE 5: AWARDS FOR STATE AND AUSTRALIAN CHAMPIONSHIPS**

CLASSES	IQ EVENTING LEADERBOARD	AUSTRALIAN CHAMPIONSHIPS
EvQ60/65	Yes	No
EvA80	Yes	<b>Yes</b>
EvA95	Yes	<b>Yes</b>
CCN1*-S	Yes	<b>Yes</b>
CCN2*-S	Yes	<b>Yes</b>

### 9.1 COMPETITION FORMAT

Eventing consists of three tests (phases) – dressage, jumping and cross country, which may take place on one day but should preferably be held over two days. The dressage test always takes place first. Either the cross country or the jumping may form the last test for 1\* and below. For 2\* and above, the dressage test is followed by the jumping test with the cross-country test last - this may be varied with the express permission of the EAEC.

### 9.2 GENERAL RULES IN PARTICULAR TO EVENTING

- All EA one, two, or three day events anywhere in Australia can be used as qualifying performances for the IQ Eventing Leaderboard. These run under normal EA Eventing rules, and riders should ride using numbers allocated by the OC. There are no separate IQ Eventing classes at these events. The Eventing calendar can be found under the 'Events' tab [HERE](#).
- Eventing is the only Interschool discipline that has age restrictions for classes see [EA Eventing Rules](#).
- Dressage Tests for Eventing, as per the EA National Eventing Rules – Annex A 3. EA Dressage Tests for Eventing <https://www.equestrian.org.au/Eventing-Dressage-test>

### 9.2 DRESS, SADDLERY AND EQUIPMENT

- Body protectors **are compulsory** for the cross-country phase and highly recommended for the show jumping phase.
- As per EA Eventing rules, gloves are only compulsory for 2\* level riders.
- Riders must wear their allocated **COMPETITION** number. This number must be displayed prominently on the horse at all times, and on the horse AND rider during the cross - country phase.

### 9.3 JUDGING AND SCORING

In eventing, riders are placed based on the number of penalties they incur over the 3 phases. This means that the rider with the least penalties over all three phases will be the winner. Scoring & judge requirements are as per EA Eventing Rules.

At events where separate IQ places are awarded Interschool riders may also be placed for Interschool ribbons.

Overall placings on the IQ Eventing Leaderboard will be 1<sup>st</sup> – 10<sup>th</sup> for each level, these awards will be presented at the State Championships.

**All results must meet the minimum eligibility requirements (MER) from EA Eventing competitions, no Pony Club results will be accepted.**

### 9.4 STATE TEAM EVENTING QUALIFYING INFORMATION

- Queensland Team places will be awarded according to a combination's average of their best three (3) results within a height (level) during the qualifying period from any EA Eventing competition within Australia. Results will be updated on the IQ Eventing Leaderboard which will be used for Queensland team selection.
- Those wishing to participate on the IQ Eventing Leaderboard, will need to nominate the rider's name, horse/s name and height that they wish to be considered on the State team before 1 February each year. The registration link will be advertised on the [IQ Eventing Leaderboard webpage](#), social media and included in the IQ newsletter.
- These results must be obtained during the period: 1 July 2025 to 14 days before the commencement of this year's IQ State Championships.
- A fourth result may be used in event of equality.
- Results will not be counted for inclusion on the leaderboard if they do not meet minimum eligibility requirements (MER) in regard to penalties received. This applies to all three phases – Dressage minimum of 55%, Nil Cross Country fence penalties, no more than 75 seconds (30 penalties above the time specified in cross country), a maximum of 16 show jumping faults.
- Only results at the level riders are applying for will be considered, you can choose to 'move up' during the season – a combination can place on the Leaderboard at two different heights (levels) but must choose one height (level) for the Queensland Team.
- If the combination has placed in the top 4 at two levels, the rider must choose one level for the Queensland Team. Each level is a significant step up and results from a lower class cannot be compared with results at the next level. As this is a selection for the Queensland team with riders representing Queensland at a National level, if you change class level during the series, points will not carry up or down. For example: 3 x EvA95cm results in a calendar year – horse/rider combination must have to be considered for EvA95cm State team. They cannot have 1 x EvA80cm and 2 x EvA95cm, must be 3 x EvA95cm results. However, if the combination has not achieved the 3 results at 1\* they can still be considered for the EvA95cm State team if horse/rider combination has achieved the 3 x EvA95cm results within the qualifying period.
- A qualifying result must come from within 4 months of the final qualifying period for selection on the Queensland state team to prove fitness of the rider/horse combination.
- If a rider has made the State team to compete in both Eventing and CT on the same horse, they must choose only one of the two events.

## 9.5 AUSTRALIAN CHAMPIONSHIPS EVENTING INFORMATION

Eventing will be conducted according to the EA National Eventing Rules and run as a CCN-S event – a National One Day Event equivalent to an EA approved official event.

Interschool only offers classes to 2\*. Horses who have competed at higher levels than this are eligible to compete 2\* if no higher levels are offered.

Number of riders selected for the State Team will be a minimum of 4 riders per level, as determined by the current OC of the AIC (Nationals).

Horse/Rider combinations up to 1\* are required to have 2 MERS at entered level by the close of entries, and Horse/Rider combinations for 2\* are required to have 3 MERs at entered level by the close of entries. Only EA sanctioned events are to be counted as MERs.



## 10. COMBINED TRAINING

The Combined Training (CT) competition consists of riders completing a dressage test and jumping round, similar to eventing but without the cross country.

The competition requires skills in both dressage and jumping. IQ recognises the importance of such a competition which may encourage riders to widen their horizons by participating in a discipline that they would not normally enter.

**TABLE 6: CLASSES AT IQ EVENTS, REGIONAL, STATE AND AUSTRALIAN CHAMPIONSHIPS**

CLASSES	JUMPING HEIGHT	IQ EVENTS /REGIONAL CHAMPS	STATE CHAMPS	AUSTRALIAN CHAMPIONSHIPS
Primary CT50	50 cm	Yes	Yes	Yes
Primary CT65	65 cm	Yes	Yes	Yes
Primary CT80	80 cm	Yes	Yes	Yes
Secondary CT65	65 cm	Yes	Yes	Yes
Secondary CT80	80 cm	Yes	Yes	Yes
Secondary CT95	95 cm	Yes	Yes	Yes
Secondary CT1*	105 cm	Yes	Yes	Yes
Secondary CT2*	115 cm	OC Discretion	No	No

### 10.1 COMPETITION FORMAT

Combined Training is run under Eventing Rules, with Dressage and Show Jumping phases only. Further information is available in the EA National Eventing Rules Annex J, Combined Training.

Dressage Tests for Combined Training as per the EA National Eventing Rules – Annex A 3. Dressage Tests for Eventing. <https://www.equestrian.org.au/Eventing-Dressage-test>

In CT, the dressage phase must be completed before the jumping phase. The jumping phase may occur on a different day to the dressage phase. In CT the jumping phase is run in reverse order for state qualifying classes where possible. This means that riders with the most penalties will jump first and riders with the least penalties will jump last. In training classes, riders may be required to jump in draw order rather than in reverse order.

## 10.2 GENERAL RULES IN PARTICULAR TO CT

The same horse and rider combination must complete both phases of the competition. Elimination from one phase involves elimination from the competition.

Please refer to please page 144 (Annexe J. EA Combined Training) of the [EA Discipline Rules](#) for rules particular to Combined Training.

Callers for the dressage phase are allowed at IQ and Regional Championships events.

Callers are permitted up to and including 95cm for the dressage phase at the State or Australian Championships.

## 10.3 DRESS, SADDLERY, AND EQUIPMENT

All riders participating in CT must adhere to the general uniform requirements as outlined in Article 3. Requirements specific to CT are as follows:

- As per EA Eventing rules, gloves are only compulsory 2\* level riders
- The wearing of body protectors in the jumping phase of this event is **strongly recommended**
- The wearing of gloves in the dressage phase is optional.

## 10.4 JUDGING AND SCORING

The **dressage** tests are to be judged by one or two EA accredited judges. Scores are to be converted from percentages to penalty points under the formula used in eventing scoring.

**Jumping** is to be judged and scored under the [EA National Eventing Rules](#).

To determine places in this discipline: If equality exists, please refer to the [EA Eventing Rules](#) which will be used to decide.

The champion in each class shall be the first placed combination and the reserve champion shall be the second placed combination.

## 10.5 STATE CHAMPIONSHIPS CT QUALIFYING REQUIREMENTS

- CT participants may nominate a maximum of two (2) horses, with each horse only being entered in one (1) class provided qualifying criteria are met for each horse. The entries may be in the same or different classes.
- It is an expectation that the horse is entered in the highest level qualified.
- Qualifying selection for the State Championships will depend upon number of riders trying to qualify, with the possibility of numbers being capped;
- **Combined Training riders are not able to use results from the previous year's state championships as qualifying results.**
- Qualifiers must come from the current year's qualifying period.

## TABLE 7: STATE CHAMPIONSHIPS CT QUALIFYING REQUIREMENTS

<b><u>SCHOOL YEAR LEVEL/ CLASS</u></b>	<b><u>JUMPING HEIGHT</u></b>	<b><u>FULL QUALIFIERS</u></b> Min. of 1 result <sup>^</sup> from an IQ event	<b><u>REGIONAL RIDER** &amp; YEAR 12</u></b> Min. of 1 result <sup>^</sup> from an IQ event
Primary 1-6 CT50	50 cm	Min 55% in dressage & max 8 total penalties in jumping	
Primary 1-6 CT65	65 cm	Min 55% in dressage & max 8 total penalties in jumping	
Primary 1-6 CT80	80 cm	Min 55% in dressage & max 8 total penalties in jumping	
Secondary 7-12 CT65	65 cm	Min 55% in dressage & max 8 total penalties in jumping	
Secondary 7-12 CT80	80 cm	Min 55% in dressage & max 8 total penalties in jumping	
Secondary 7-12 CT95	95 cm	Min 55% in dressage & max 8 total penalties in jumping	
Secondary 7-12 CT1*	105 cm	Min 55% in dressage & max 8 total penalties in jumping	

<sup>^</sup> for those riders who are not able to attend qualifying events due to distance, results from official EA jumping and dressage competitions may be forwarded, and these will be considered at the discretion of the IQ committee (Eventing results will not be considered).

\*\* Regions requiring reduced numbers of qualifiers are listed in

**Table 1 – School Region**

## 10.6 AUSTRALIAN INTERSCHOOL CHAMPIONSHIPS CT QUALIFYING REQUIREMENTS

If a horse/rider combination has made the State team to compete in Eventing, the combination is not allowed to compete in another discipline at the same Interschool Nationals.

## II. GENERAL CONDITIONS OF ENTRY FOR ALL IQ COMPETITIONS

- Horses must be entered for events with their full registered names and EA numbers.
- Only those horses/ponies entered into the competition are permitted on the grounds. Companion horses/ponies or other companion animals are not permitted on the grounds.
- At events, horses are not to be ridden by anyone other than the rider nominated on the draw until the whole event is concluded except for as per point below. This ruling applies even if a horse has completed its competitions at an event. Some disciplines have rules as to how long before commencement of competition a horse may only be ridden by the nominated rider. Please refer to discipline rules and event conditions of entry.
- A horse can be ridden by more than one sibling rider at an event providing: it is in different disciplines; and the horse does not participate in more than the maximum number of tests/sections allowed in the day by EA discipline rules. This rule does not apply to the Australian Interschool Championships. **(The intent of this rule is to allow siblings to share one horse due to them not having a horse each to participate on. Siblings are not to be used to warm up horses before classes at IQ events for the other sibling.)**
- Where event programs allow, a rider may participate on more than one horse. For the State Championships a rider can enter a maximum of two (2) horses in each discipline providing that each horse/rider combination is qualified.
- At all times when considering participating in multiple disciplines and/or multiple classes, horse and rider welfare must be paramount. **No horse is to undertake more than three competitive starts per day across disciplines.**
- The horse must have the competitor number displayed on both sides of the horse when competing. Those competing in show horse classes can have a breast plate number holder instead, if preferred.
- Riders who fall from their mounts in either the practice arena or competition arena must be cleared by the medical service provider before remounting.
- Lunging by someone other than the nominated athlete is permitted. Lunging is only permitted in areas designated by the organising committee.

## 11.1 VOLUNTEERING / COMPULSORY HELPER JOBS

IQ events rely on volunteers to assist in the running of the events.

- It is compulsory for each rider to nominate a helper for the event.
- **Each rider is required to sign up for 1 job per class entry - maximum of 3 jobs per family.**
- It is the responsibility of the rider and their support people to check volunteer rosters and to complete the tasks allocated.
- If for any reason a helper role cannot be completed i.e. due to the rider withdrawing from the competition (scratching/non-attendance), the rider must ensure a substitute helper is found and the OC is informed.
- Failure to complete a helper role may result in disqualification from that event, any placings/prizes and qualifying results may be forfeited.
- OCs have the right to refuse entries from participants who repeatedly do not fulfil helper requirements.

## 11.2 MAXIMUM STARTS

Riders may compete with more than one horse and in multiple disciplines, as long as National Discipline Rules are followed regarding the number of test/classes that may be contested.

**No horse is to undertake more than three (3) competitive starts per day across disciplines.**

Horses are restricted to the following starts per day and must be in accordance with National Discipline Rules and regardless of the disciplines these are offered under:

- **Dressage;** may compete in three dressage tests up to and including Advanced level as per EA National Dressage rules per day only. (3 Dressage tests = 3 starts)
- **Eventing;** may compete in one level only.
- **Combined Training;** may compete in one level only (Dressage phase = 1 start, Jumping phase = 1 start).
- **Jumping;** may compete in two consecutive heights only per day (each height article number = 1 start).
- **Show Horse;** may compete in one class only (this equals 1 start).

Each horse may enter a **maximum of four (4) classes** at a Regional or State Championship event which includes the disciplines of Combined Training, Jumping, Show Horse and Dressage. However, each rider may enter a maximum of six (6) classes across the State Championships.

### 11.3 COMPETITION OBJECTIONS AND DISPUTES

We remind riders that IQ events are organised and conducted by volunteers. These people invest many hours of their own time and make every effort to manage events in a professional manner. If errors occur, we request patience while endeavoring to correct any problems. Any abuse, either by rider, parent or members of the rider's entourage, at an IQ event will not be tolerated and may be subject to disciplinary processes as per EA Rules and Regulations.

No competitors or parents are to directly approach any judges, stewards, course designers or any other officials or volunteers with disputes, complaints or queries at penalty of disqualification.

Any objections or disputes at events MUST be made to the TD within thirty (30) minutes of the event giving rise to the objection.

For information on protests and appeals refer to the [EA General Regulations](#) and [EA sport rules](#) for the relevant discipline.

### 11.4 COMPETITION PRESENTATIONS

- It is required that all riders attend presentations on the days that they compete at both State and Regional Championships regardless of whether the rider is a place getter or not.
- Failure to attend the presentation at any IQ event may result in forfeiting prizes and qualifications.
- Failure to attend the State Championships presentation for all disciplines that the rider has competed in, will result in the forfeiting of placing and prizes and selection on Queensland Team.
- Should you require an early departure, written communication must be submitted to the respective organising committee for assessment and approval. If accepted, you will be allowed to leave without penalty.
- In the case of emergencies, requests for exemption are to be made directly to the organising committee for approval.

### 11.5 SCRATCHINGS AND SUBSTITUTIONS

- The event schedule/program will include the event policy on refunds and substitutions.
- Refunds are not generally made for scratching after the closing date for nominations for events unless accompanied by a veterinary/medical certificate supplied to the event coordinator.
- It is important for riders to notify the organising committee (OC) in a timely manner if they are unable to attend the event as this may allow another participant to take their place.
- Substitutions are only possible with the permission of the OC.
- It is only possible to substitute a horse and not a rider at an event.
- As the IQ competition is founded on the principle of unique horse/rider combinations it is important to ensure that all event paperwork correctly records the change for the results.

## 12. PERPETUAL TROPHIES AND OVERALL SCORING INFORMATION

These perpetual trophies will be presented at the completion of the presentation on the final day of the State Championships for that particular year.

**The following trophies may be presented at the IQ State Championships.**

Champion School for Secondary and Primary

Individual Champions for Primary, Intermediate and Secondary.

### 12.1 OVERALL SCHOOL TROPHIES



#### 12.1.1 THE RITA AND DEREK DOBSON TROPHY

This trophy is awarded to the secondary school whose riders achieve the highest average score (total points gained divided by number of starting riders) over all disciplines at state championships. To be eligible for this trophy, a school must have a minimum of 2 riders from the school competing.



#### 12.1.2 THE LORETTE WIGAN CUP

Donated by the Equestrian Federation of Australia (Qld Branch), this trophy is awarded to the secondary school with the best aggregate result achieved at the state championships. It is awarded on a points basis with riders accruing points for their school through their placings in each discipline during the state championships.



#### 12.1.3 EVENTING PERPETUAL TROPHY

Donated by Somerset College, this trophy is awarded to the champion school team on the IQ Eventing Leaderboard. It is awarded on a points basis with riders accruing points for their school through their overall placings on the leaderboard. For the team criteria, refer to Article 12.3.



#### 12.1.4 THE QISEA PRIMARY SCHOOL TROPHY

This trophy is awarded to the primary school whose riders achieve the highest average score (total points gained divided by number of starting riders) over the six disciplines at State Championship level. To be eligible for this trophy, a school must have a minimum of 2 riders from the school competing.

#### 12.1.5 THE HARRY LEBHERZ PERPETUAL TROPHY

Donated by Harry LeBherz, this trophy is awarded to the primary school with the best aggregate result achieved at the state championships. It is awarded on a points basis with riders accruing points for their school through their placings in each discipline during the state championships.

#### 12.1.6 THE SUMMERS / MCDUGALL SCHOOL TROPHY

The Summers McDougall School Trophy is an award that builds the spirit of the Interschool Association. Both emerging and established schools can be considered for this award despite the number of riders attending events. The trophy is awarded to the school that best reflects the ethos of interschool through their commitment to the development of character, self-discipline, sportsmanship, teamwork, sense of achievement, presentation, respect and school team spirit. The selection for this award will be by the IQ committee.



## 12.2 OVERALL INDIVIDUAL TROPHIES



### 12.2.1 THE BRETT FAMILY PERPETUAL TROPHY

This trophy, donated by the Brett Family, is awarded to the secondary division overall champion rider. This is determined as the rider who has achieved the best overall result as an individual for his/her school competing the same horse across a minimum of three (3) secondary disciplines. It is awarded on a points basis with the rider accruing points for placings in their secondary classes.



### 12.2.2 FINCH FARM'S PERPETUAL TROPHY

Donated in 2021 the Finch Farm perpetual trophy is awarded to the overall champion intermediate rider from years 7,8 and 9. The rider accrues points for placings in the following intermediate disciplines a minimum of three (3) intermediate disciplines. The rider must compete on the same horse in all these disciplines to be awarded this trophy.



### 12.2.3 THE KIMBERLEY BANKS PERPETUAL TROPHY

This trophy donated by the Banks family is awarded to the primary division overall champion rider. This is determined as the rider who has achieved the best overall result as an individual for his/her school using the same horse across a minimum of three (3) primary disciplines . It is awarded on a points basis with the rider accruing points for placings in primary classes.

### 12.2.4 IQ EVENTING LEADERBOARD HIGHEST SCORING PRIMARY RIDER PERPETUAL TROPHY



This trophy is awarded to the primary division overall eventing champion rider on the IQ Eventing Leaderboard. This is determined as the rider who has achieved the best overall result as an individual for his/her school using the same horse on the IQ Eventing Leaderboard. Rider must obtain a minimum of THREE MER results to be eligible for this award. In the event of equality of points, the rider that has competed at the highest level is awarded the higher ranking. If equality still remains, the rider with the lowest individual event score is awarded the higher ranking.

### 12.2.5 QISEA FREESTYLE ARTISTIC AWARD

Inaugurated in July 2018 this revived QISEA trophy is awarded to the freestyle rider who achieves the highest points score in their artistic element. It can be awarded to a rider in any class of the freestyle competition at the state championships.



### 12.2.6 MORETON BAY COLLEGE SCHOOL AWARD

This trophy is awarded to the primary rider who receives the highest percentage score from any one judge in any dressage class at the state championships.

### 12.2.7 THE SAILOR TROPHY

This trophy donated by the Coggan Family was originally awarded to the rider who achieves the closest to optimum time on the cross-country element of the eventing discipline. . In 2024 and 2025 The Sailor Trophy was awarded to the rider with the lowest penalty score from any event on the IQ Eventing Leaderboard. From 2026 this trophy will be awarded to the rider with the lowest average three MERs result on the IQ Eventing Leaderboard. In the event of equality of points, the rider that has competed at the highest level is awarded the higher ranking. If equality still remains, the rider with the lowest individual event score is awarded the higher ranking.

## 12.3 TEAMS

Team competitions are offered at some qualifying events and at the State and National Championships. Each event program will outline whether a team competition is being offered and what prizes will be offered. Some events require a minimum number of teams before the awarding of team prizes and ribbons this should also be mentioned in the program.

It is suggested that team events at IQ events should be scored as per the teams scoring rules for the IQ State Championships as below, unless stated otherwise in the event program by the OC.

- Teams are not pre-nominated; they are determined at the completion of the event from the riders' placing points. Riders who are eliminated totally from a discipline cannot be a member of a team for that discipline.
- A team consists of a minimum of three (3) and a maximum of four (4) individual riders from the one school. A rider may only be a member of one team per discipline. Riders with more than one horse will have the horse with the highest point score counted towards team results. Schools may have multiple teams however the first 4 ranked riders make up the first team and the next 3 or 4 additional riders then count towards the second team and so on. A school cannot have 2 or more teams of only 3 riders.
- When calculating a team score, the points of the top three individuals within the team are counted. The fourth member's points (if there is one) are used only to determine the outcome in the case of a tie. See Section 12.3 – Calculating Tied Team Scores

## 12.4 CHAMPION TEAMS – CALCULATING TIED SCORES

Refer to EA National Interschool Rules.

## 12.5 SCORING OF TROPHY AND TEAM POINTS

Points will be allocated to riders in the following manner in each discipline to determine these trophies and other awards and champions:

- Riders will be ranked overall in each class. A rider placed first overall in a class will be allocated 35 points. Second will be allocated 34 points. Third will be allocated 33 points and so on to 35<sup>th</sup> or to the last placed rider if less than 35 in a class. Any places from 30<sup>th</sup> down will receive 1 point each. Ties will be allocated the same points as an outright placing at that ranking.

Examples:

- Two riders ranking equal 7<sup>th</sup> will get 28.5 points each, the subsequent ranking will be 9<sup>th</sup> with 27 points. Three riders ranking equal 7<sup>th</sup> will get 28 points each, the subsequent ranking will be 10<sup>th</sup> with 26 points etc.
- Scorers must ensure that all riders who nominated actually started or were not eliminated from the classes counted for these trophies.
- Where a rider has competed in more than one championship in a discipline, only the highest championship score is counted e.g. if a rider competes in elementary and novice dressage championships then the championship that has accrued the highest points counts. For Show Horse, the ridden phase classes on one horse only plus the rider class.
- In the event of equal points being gained by either individual riders or schools the rider or school which has achieved the highest result in the CT section of the state championships will be declared the champion rider or school.

## 13. IQ STATE TEAM INFORMATION

### 13.1 IQ STATE TEAM SELECTION PROCESS FOR THE AIC

The State Team is selected immediately after the State Championships. Please refer to the below selection process and criteria\*:

**Place 1<sup>st</sup> – 4<sup>th</sup> in a national qualifying class** at the current year's IQ State Champs or IQ Eventing Leaderboard to receive an offer to be a member of the Qld team. You will receive a formal letter of offer at the IQ State Champs.

**A rider can only accept a maximum of 2 entries for Nationals (either on the same horse or on different horses).** Therefore, some riders must choose which 2 classes to accept if they finished in the top 4 in more than 2 classes.

**Should any of the top 4 placegetters not accept a position, then those placed 5<sup>th</sup> – 6<sup>th</sup> at the IQ State Champs and 5<sup>th</sup> – 8<sup>th</sup> on the IQ Eventing Leaderboard in national qualifying classes will receive an offer in that order until the team places are filled. The state team discipline convenors will email a letter of offer to their respective team members.** State team members are required to accept or refuse their position on the state team by the date stated in the letter of offer. If they cannot meet this time frame, they should let their relevant convenor know so that other options for selecting and filling the team spot can be considered.

**If there are still places vacant on the Qld team, then these are offered to the next best placed rider from the state champs / IQ Eventing Leaderboard who is:**

- A. Already on the team, and
- B. Does not already have 2 riders.

**If after the above steps there are still vacancies on the Qld team, an EOI may be sought from riders. Riders may submit an EOI if they have participated at the most recent State Champs / registered for the IQ Eventing Leaderboard.** The IQ committee will consider all EOI's and the final decision will be made by EQ.

The draft team will be published one week after the close of entries for the AIC. In the event of scratching's after close of entries, the IQ committee may request to substitute eligible riders and horses from the existing team or as per substitution rules in the AIC program.

An exemption to the rule may occur after this process if we have a space in a class or, we have low primary numbers and do not fill classes. In this case there may be an opportunity for a 3rd class to be offered to a suitably qualified rider within the team. This will take into account the type of class, the total number of phases the horse will be required to do and how it will affect the schedule. The third ride will be offered to qualified riders starting at 1<sup>st</sup> and moving down to 10<sup>th</sup> place.

**Notes:**

Freestyles are not counted in the 2 classes as they are Unofficial classes and do not count towards team scores. Therefore, if you're riding a Freestyle, you can also accept 2 official classes.

All information provided regarding the AIC is update at time of publishing this handbook is subject to change as determined by the AIC OC and EAIC.

\*Eventing: A qualifying result must come from within 4 months of the final qualifying period for selection on the Queensland state team to prove fitness of the rider/horse combination.

## **13.2 IQ STATE TEAM MANAGEMENT**

### **13.2.1 CHEF D'EQUIPE AND TEAM MANAGER FOR QUEENSLAND TEAM**

After the Queensland State Championships expressions of interest will be sought for the positions of Queensland State Team Chef d'Equipe and Queensland State Team Manager. These will be presented to the state committee for perusal and selection at the next available IQ meeting.

### **13.2.2 TEAM DISCIPLINE MANAGERS**

The team discipline managers are to be discussed at the next meeting after the State Championships. If the State Convenor is unable to fulfil the position a suitable replacement needs to be found.

### **13.2.3 LEADERSHIP POSITIONS – TEAM CAPTAINS**

The election process for the team leadership positions of Queensland Team Captains and Discipline Captains, will be as follows:

- a) All year 12 riders are invited to apply for a leadership position regardless of team selection status.
- b) However, only riders that have accepted a position on the Qld team will be selected for a leadership position.
- c) Year 11 applicants will only be invited to apply if there are insufficient year 12 applicants.
- d) Voters will comprise of peers and the IQ committee
- e) On completion of the election, an email will be sent to all applicants advising of their successful or unsuccessful leadership application.

### 13.3 IQ STATE TEAM UNIFORM REQUIREMENTS

All members of the State Team are required to purchase items of the current State Team uniform, this information will be communicated to all team members.

The Queensland State Team Uniform compulsory items are:

- Team Cap / Team Jacket
- Team Tie (dependent upon discipline rules)
- Team Polo Shirt
- Team Saddle Blanket

Jumping competition uniform consists of (regardless of gender):

- White collared shirt
- Team Tie
- Team Saddle Blanket

Refer to the [IQ State Team Uniform For Nationals](#) on the IQ website.



## 14. EDUCATION

### 14.1 EA HORSE MANAGEMENT & RIDING COURSES – FUTURE PATHWAYS

Equestrian Australia, as part of its member education services, provides school-based riders with access to their EA Horse Management and EA Riding courses.

The minimum age required for the following EA national education courses are:

- 12yo for Introductory Horse Management & Riding
- 15yo for Level I Horse Management & Riding
- 18 years for Introductory Coaching

#### Getting Started

If you don't already have an EA JustGo profile setup, you will need to create one on <https://equestrianaustralia.justgo.com/> (guidance on how to do this can be found [HERE](#)). The Introductory Horse Management and Riding Modules are available to non-EA Members. You can create a profile without having to purchase any memberships.

#### Purchasing Resources

All candidates must purchase the resources to be eligible for the course. The Introductory Horse Management and Introductory Riding Modules can be purchased via the Coaches Tab on the main profile of your EA JustGo profile (<https://equestrianaustralia.justgo.com/>) by using the Coaching Prerequisites tab. A guide to help you can be found [HERE](#).

Once you have purchased your resources, they will be available on your account under the Credentials tab. These can then be accessed at any point and downloaded in the future. A help guide on how to find them can be found [HERE](#).

#### Next Steps

After you receive your resources, contact an EA Coach Educator (CE) or Skills Specific Trainer and Assessor (SSTA) to organise an appointment so they can help you on your journey. You can find a CE/SSTA in your area [HERE](#).

#### Assessments

Completed assessments need to be uploaded directly via your EA JustGo profile on the Credentials tab, then your certificate/s will be emailed to you and achievements registered as they form part of the coaching pathway.

Once the Introductory Horse Management and Riding certificates have been completed, the Level I Horse Management and Riding modules provide another opportunity for further study or riders 18 years and over can progress toward becoming an EA Introductory Coach.

More information is available via this [LINK](#).

## EDUCATION COURSES

Each course is available in introductory level, level 1 and level 2. You must start at the introductory level and progress through each level. Horse Management and Riding can be done as stand alone modules

HORSE MANAGEMENT



Course covers concepts of general horse management. Essential to the provision of minimum standards of horse welfare and practice.

HORSE RIDING

The course covers the variety of skills and knowledge needed to perform equestrian riding



TO PROGRESS TO COACHING

Both Horse Management and Riding must be completed as a prerequisite to Coaching

COACHING



is designed to provide the candidate with essential skills and knowledge to offer equestrian coaching in a safe and nurturing environment

EQESTRIAN AUSTRALIA


## ANNEX A.

# FIRST TIME COMPETITORS' GUIDE

Interschool Queensland (IQ) competitions include different classes to suit those beginning their interschool equestrian journey through to the more experienced riders who are moving into open EA competition.

- Check the [IQ calendar](#) and find an event that suits your discipline/s and is a venue closest to you (and that you are familiar with).
- Once you have chosen the event, go to the platform used by IQ events - [Nominate](#) and select Inter School from the 'Interest' drop down menu. This is where you will find more event information and nomination details (if the event is up on Nominate, otherwise continue to check back).
- You need to ensure that your school is affiliated (registered) with EQ. You can do this by contacting the Equestrian Queensland (EQ) office on 07 3891 6611 or email [enquiries@equestrianqld.com.au](mailto:enquiries@equestrianqld.com.au).
- When nominating for your first IQ event it is best to start in a class or level that you're confident in. Please consult with your coach to ensure that you have chosen the appropriate starting level.
- Before you nominate for an event, you will need to ensure that you are a member of EQ with the right level of membership. Please refer to the membership section in the Handbook for more information. Otherwise, feel free to contact the EQ office.
- It is a requirement to have the correct level of EQ Horse Registration for the level of competition you are participating in. Refer to the Horse Membership section in the Handbook for more information. Please ensure you use the horse's EQ registered name and EA number when nominating for events.
- Before the competition, make sure you learn and practice your workouts and/or dressage tests. Dressage tests can be found [HERE](#). Show horse workouts can be found [HERE](#). Further information about Jumping article numbers is available in Jumping section of the Handbook.
- Check your school team uniform requirements.
- The draw (order of competition and times you ride) is usually emailed out to riders a few days before the event. Once you have received the draw, check that all your information is correct. Please contact the event organiser for any changes that may need to be made, straight away.
- The draw will include your horse/rider competition number for that event. You must ensure that this number is displayed on both sides of your horse when competing. You can make a laminated number to pin onto your saddle cloth or use a bridle number or saddle cloth number holder. If in a show horse class, a breast plate number holder is sufficient.
- Show horse and dressage horses must be plaited for competition, jumping is optional.
- Make sure your helmet is [EA compliant](#), your helmet is required to be tagged. Check that there will be a tagger at the event. Do not ride in your helmet at the event until it is tagged.
- You must have a completed [Horse Health Dec.](#) and hand it in at the event office on arrival.
- Biosecurity requirements for EA/IQ events can be found [HERE](#).
- Make sure you present to the ring marshall/gear check at least 15 mins before your ride time.
- Results will be displayed for 30 mins before presentations, sometimes this will be on paper near the event office or online on Nominate (be sure to download the Nominate app). Please check for any errors and politely advise accordingly.
- When attending presentation, competition uniform is to be worn.
- It is an expectation that you complete a volunteer job during the event.
- Be sure to thank volunteers for donating their time and all their effort.

Remember to have fun!

**ANNEX B.****EA INTERSCHOOL QUALIFYING EVENT REQUIREMENTS**

IQ competitors may use an **EA competitive (official) dressage, show horse and jumping qualifying result** from an event open to all EA riders conducted by an **EQ club or sport affiliate** that meet the following requirements:

REQUIREMENTS	DRESSAGE	JUMPING	SHOW HORSE
Must be run in accordance with <a href="#">EA national discipline rules</a>	✓	✓	✓
Officials must have the correct level of EA accreditation and be current.	✓	✓	✓
Approved EA Competition IQ Qualifier.	Must be an EA competitive (official) dressage competition (EA Club or Participant dressage days are NOT Competitive (official) dressage events and will not be accepted as an IQ qualifier).	<b>Approved jumping EA competitions are</b> – Article 238.2.2 & 2.5.3 (AM7), Article 238.2.2 (AM5), Article 238.2.1 (ONE ROUND TABLE A) and Article 274.1 (Two-Phase) or Article 274.2 (Special Two-Phase). Article 238.5.1 (Optimum Time) is allowable. <b>Heights must align with the IQ jumping qualifying classes in the IQ Handbook.</b>	Only EA Show Horse Queensland events can be used as an IQ qualifier (not agricultural shows or SHC events).
Results are required to be forwarded to <a href="mailto:interschool@equestrianqld.com.au">interschool@equestrianqld.com.au</a> within 10 days after the event. If published online, please email the link otherwise results can be submitted in excel or pdf format.	✓	✓	✓

**Refer to each of the discipline qualification requirements in the IQ Handbook for details on the number of results that can be used from an EA (official) event.**

## ANNEX C.

# IQ EVENT REQUIREMENTS

## EQ SCHOOL EVENT AFFILIATES

To host an event under the IQ banner, your school will need to become an EQ school event affiliate. To become an EQ school event affiliate, the required application form is to be submitted with payment annually. For a copy of this application form, email [interschool@equestrianqld.com.au](mailto:interschool@equestrianqld.com.au). This affiliation provides the event with EQ's public liability insurance cover, access to EA sport rules and EA accredited officials.

## IQ REGIONAL SUB-COMMITTEES

All IQ Regional Sub-committees are an extension of the Interschool Queensland Sport Committee and as such, the same requirement that applies to members of the Sport Committee must also apply to Sub-committee members. Sub-committees are accountable to Interschool Queensland and ultimately to the EQ Board.

Sub-Committees are appointed for a twelve (12) month term and re-appointed each year via an expression of interest process, subject to review by IQ.

Further information can be found in the, [IQ Regional Sub-Committees Terms of Reference](#), [EQ Constitution](#) and [Sport committee membership policy](#).

## ANNEX C.

# EVENT CHECKLIST

### BUDGET

- Complete a budget. [IQ Event Budget Template](#)
- Regional Sub-Committees must provide a copy of their budget to the IQ committee.

### PROGRAM

- Include statement that the event is held under EA rules and IQ membership requirements for riders / horses.
- Include organiser's reservation of right. Refer to the EA National Interschool Rules for wording.
- Include disclaimer of liability (this is already included on the nominate platform). Refer to the EA discipline rules for wording.
- Regional Championships should include all official qualifying classes i.e. include Intermediate classes in show horse, dressage and jumping.
- At smaller events, secondary intermediate divisions in suitable classes may be combined.
- It is most important to state the Article numbers of all jumping sections on all programs.
- Include all conditions of entry specific requirements.
- Include scoring methods for overall individual, team and school awards.
- Include maximum starts / day.
- Include communication plan - Team App is recommended - [https://www.teamapp.com/?\\_detail=v1](https://www.teamapp.com/?_detail=v1)
- Include advertising for all sponsors or grant providers.
- Send program through for approval by the IQ committee to [interschool@equestrianqld.com.au](mailto:interschool@equestrianqld.com.au)
- Advertising can be organised on the IQ social media, on the EQ website/live calendar and in e-newsletters by emailing [interschool@equestrianqld.com.au](mailto:interschool@equestrianqld.com.au)

### NOMINATIONS

- Setup nomination platform - Most Interschool events use Nominate.com.au for their entry system and results
- Entry to include question about permission to take photographs
- Entry checks need to be sent to the EQ office at least one week prior to the event.

### DRAWS

- Organise and prepare draw templates.
- Ensure that the TD and officials have a copy of the draws before publishing to ensure everything is compliant and there are no conflicts of interest.





## ANNEX C.

### BRANDING / MERCHANDISE

- Merchandise can be organised however the design needs to be approved by the IQ committee and must meet the requirements set out in the [EA style guide](#). The IQ logo must only be used in purple (see below details), white or black. For a copy of the IQ logo suite, email [interschool@equestrianqld.com.au](mailto:interschool@equestrianqld.com.au)



- For each Regional Championships, the following colours represent each region -

- |   |  |
|---|--|
|    | • Central (Capricornia) IQ Regional Championships – R 224 G 192 B 210 #E0C0D2      |
|    | • North Coast (Wide Bay) IQ Regional Championships - R 148 G 206 B 226 #94CEE2     |
|   | • Darling Downs & South-West IQ Regional Championships – R 213 G 229 B 169 #D5E5A9 |
|  | • South-East IQ Regional Championships – R 145 G 219 B 221 #91DBDD                 |

### PHOTOGRAPHERS

- Ensure all event photographers organised have their EQ media accreditation - <https://www.qld.equestrian.org.au/content/eq-media-accreditation>

### SPONSORSHIP / FUNDRAISING

- Organise sponsorship and apply for any available grants.
- Raffles or silent auctions are also a great way to fundraise.
- [IQ Event Sponsorship Template](#)

### AWARDS / PRIZES

For Regional Championships - Individual placings are generally awarded for each section as well as class champion, overall awards and teams awards for each discipline. The determination of champions will differ slightly with each discipline and the detail is covered under the rules for each discipline.

Prizes awarded at each regional championships may be slightly different and will be advertised in their respective event programs.

## ANNEX C.

### OFFICIALS / VOLUNTEERS

- Organise committee roles and responsibilities.
- Ensure the correct number of officials are booked per discipline and event rules. Officials and the class/level they are judging must be forwarded to [interschool@equestrianqld.com.au](mailto:interschool@equestrianqld.com.au) 4 weeks prior to competition for checking.
- For Regional Championships an overall Technical Delegate (TD) is required and separate TD's are highly recommended for each discipline or at least one official EA Steward for each discipline.
- Ensure that the TD and relevant judges receive a copy of the program before publishing it to ensure everything is compliant.
- Ground Jury Appointment - The Ground Jury shall consist of a President and a number of Judges of the appropriate categories as laid down in the Rules for each Sport and in any Special Regulations. The Ground Jury is responsible for the technical judging of all Competitions for which it is appointed, for all other decisions in respect of such Competitions except as otherwise provided in the Rules of the relevant Sport or the EA General Regulations. For more information on the Ground Jury duties, see Article 159 in the [EA General Regulations](#).
- In regard to gear check and ring marshals etc, there should always be a separate gear check person and ring marshal/gate steward person per ring and for each discipline.
- Organise additional rail stewards and helpers required for changing show jumping courses / heights.
- 2 x dressage judges (correct level of accreditation for each class) are required for all dressage classes (with the exception of CT dressage classes). For the correct accreditation requirements for each level refer to the EA national dressage rules.  
\*If the minimum recommended 2 judges cannot be procured, the organising committees must seek approval from the IQ committee.
- For Regional Championships a separate Show jump judge and course builder is recommended for each show jump ring. (Judge or Course builder may act as TD).
- Set up Volunteer Sign up with minimum steward and gear check requirements for each discipline.

### COMMUNICATION

- Organise/set up communication plan - Team App is recommended - [https://www.teamapp.com/?\\_detail=v1](https://www.teamapp.com/?_detail=v1)
- Organise PA system and announcer.
- Use communications plan i.e. Team App and a PA system if possible to make announcements throughout each day to avoid delays and confusion.
- Advertising can be organised on the IQ social media, on the EQ website and in e-newsletters by emailing [interschool@equestrianqld.com.au](mailto:interschool@equestrianqld.com.au)

## ANNEX C.

### EQUIPMENT HIRE

IQ Hire Equipment

The following IQ equipment is available for hire –

- DD Jump Trailer
- SEQ Jump Trailer
- DD Dressage Trailer
- SEQ Dressage Trailer
- Tablets with stylus (maximum of 10)
- Radios
- Vet Screens

Equipment can be booked via the link below –

Regional Sub-committees can email [interschool@equestrianqld.com.au](mailto:interschool@equestrianqld.com.au) for a discount code

<https://www.nominate.com.au/EquestDN/NominateI.aspx?e=E923EBBB591A4C9882129926270A5085&eventtype=37>

### CATERING

- Organise catering / canteen - ensure there is sufficient food catering / arrangements made.
- Ensure volunteers and officials are catered for and have a dedicated person looking after refreshments throughout each day.

### RISK MANAGEMENT / MEDICAL REQUIREMENTS

- Risk Management Plan template available via this link – <https://www.qld.equestrian.org.au/interschool/sites/default/files/Equestrian%20Queensland%20Interschool%20-%20Event%20Risk%20Management%20Plan%202026.docx>
- Biosecurity Plan template, available via this link - <https://www.qld.equestrian.org.au/member-resources/biosecurity>
- Serious Incident Management Plan (SIMP) template available via this link – <https://www.qld.equestrian.org.au/interschool/sites/default/files/SIM%20Plan%20IQ%20Template.docx>
- Form 8 – someone must be assigned the job of onboarding the Medical Service Provider (MSP) on the day of the event, the submission of incident reports is now completed solely online via this link: <https://form.jotform.com/202477282848061> otherwise feel free to google Equestrian Queensland and our front webpage has the link.
- Level of qualification of MSP in attendance – ensure the MSP engaged is, at minimum, qualified BLS (with a Risk Assessment in place taking into account; Ambulance accessibility and availability, and location of the nearest hospital) we strongly encourage OCs to consider a higher level qualification such as a Paramedic or ALS.
  - Please note that if there is a fall that requires medical attention, that all riding must cease while there is no other MSP available.
  - The MSP must be located on the grounds so that they can access an incident within 3 minutes.
- Medic must be registered with EA, this needs to be done well before your event, via this link - [Medical Service Providers - Equestrian Australia \(jotform.com\)](#)

## ANNEX C.

### DURING EVENT

- Serious Incident Management Team (SIMT) meeting and provide medics with induction. All falls must be reported.
- Working Hunter course must be built/approved by an accredited Course Designer.
- Working Hunter course must be set up as a stand-alone course for safety and judging purposes.
- Organise someone to tag helmets before the start of any riding at the event.
- Coordinate / communicate with volunteers and ensure minimum steward and gear check requirements for each discipline.
- Ensure dressage Interschool competitors must have a gear check after their tests have been completed.

### POST EVENT

- All falls must be reported.
- Results are required to be forwarded to the EQ office to go on the website within 10 days after the event. If published online, please email the link otherwise results can be submitted in excel or pdf format.
- Carry out an event debrief and provide report to the IQ committee. Template available here - <https://www.surveymonkey.com/r/IQEventDebrief>

