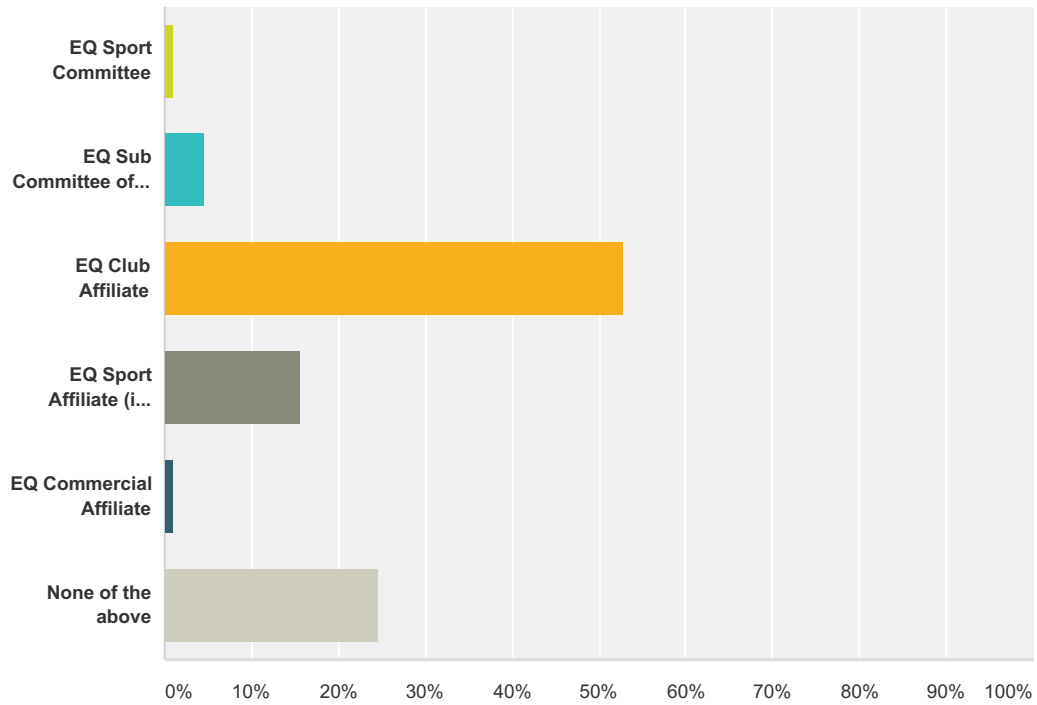


### Q1 Which of the following applies to your organising committee?

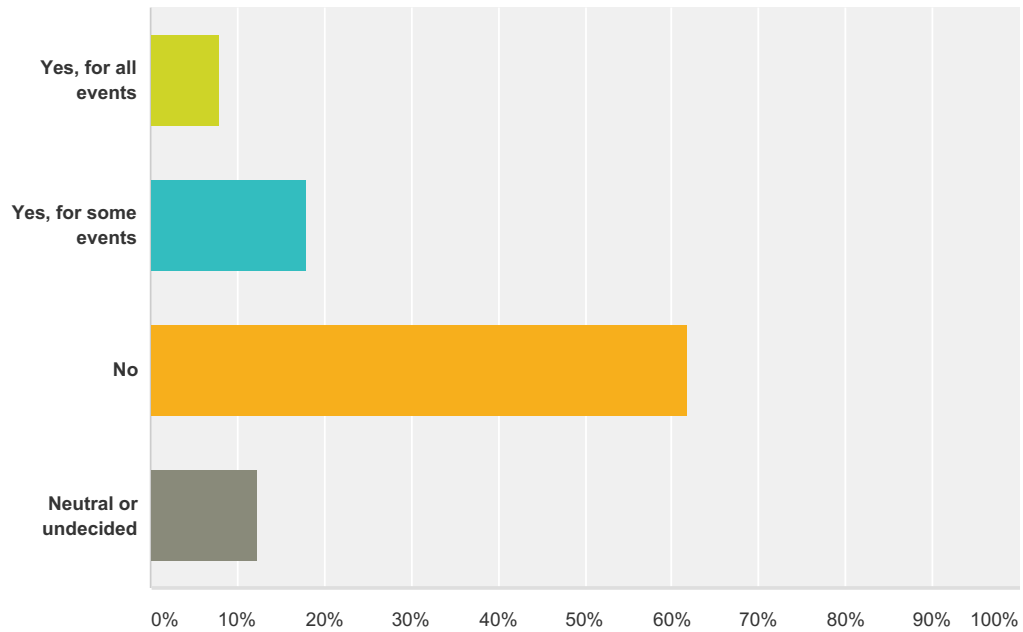
Answered: 89 Skipped: 0



Answer Choices	Responses
EQ Sport Committee	1.12% 1
EQ Sub Committee of an EQ Sport Committee	4.49% 4
EQ Club Affiliate	52.81% 47
EQ Sport Affiliate (ie Ag Show or School)	15.73% 14
EQ Commercial Affiliate	1.12% 1
None of the above	24.72% 22
<b>Total</b>	<b>89</b>

## Q2 Does your committee believe that some events should require Hendra vaccination as a condition of entry?

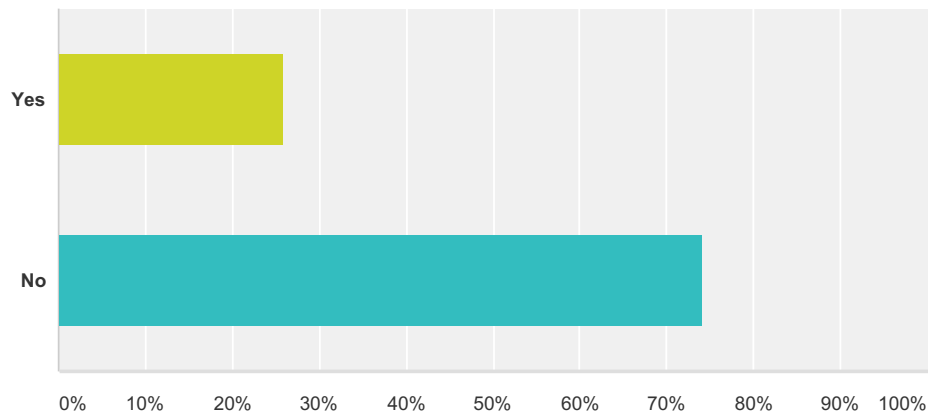
Answered: 89 Skipped: 0



Answer Choices	Responses
Yes, for all events	7.87% 7
Yes, for some events	17.98% 16
No	61.80% 55
Neutral or undecided	12.36% 11
<b>Total</b>	<b>89</b>

### Q3 Has your committee conducted a condition of entry HVE previously?

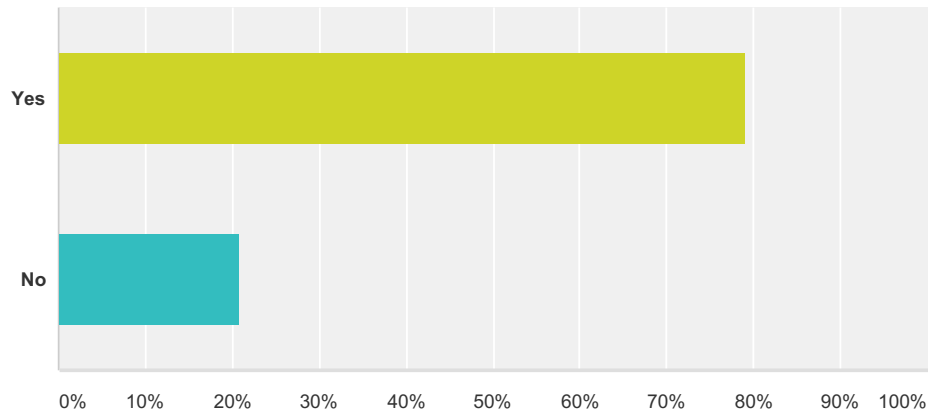
Answered: 89 Skipped: 0



Answer Choices	Responses	
Yes	25.84%	23
No	74.16%	66
<b>Total</b>		<b>89</b>

### Q4 If yes to the above, did the HVE condition of entry impact on reducing the number of nominations for the event?

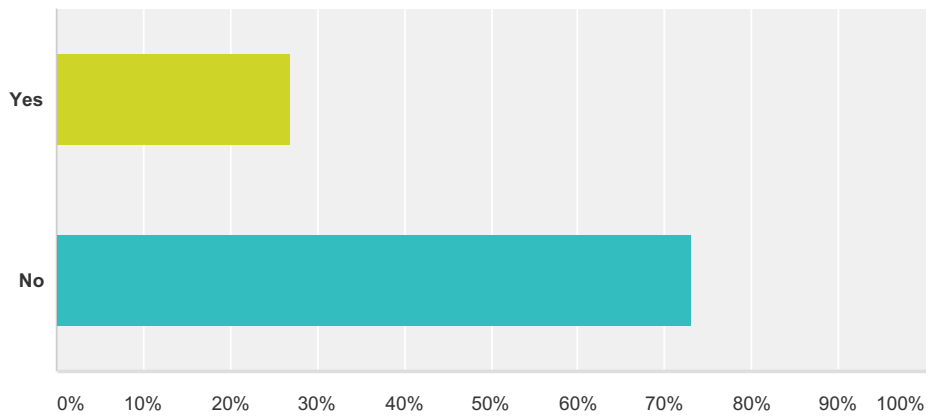
Answered: 24 Skipped: 65



Answer Choices	Responses	
Yes	79.17%	19
No	20.83%	5
<b>Total</b>		<b>24</b>

### Q5 Is your committee considering holding a condition of entry HVE for future events?

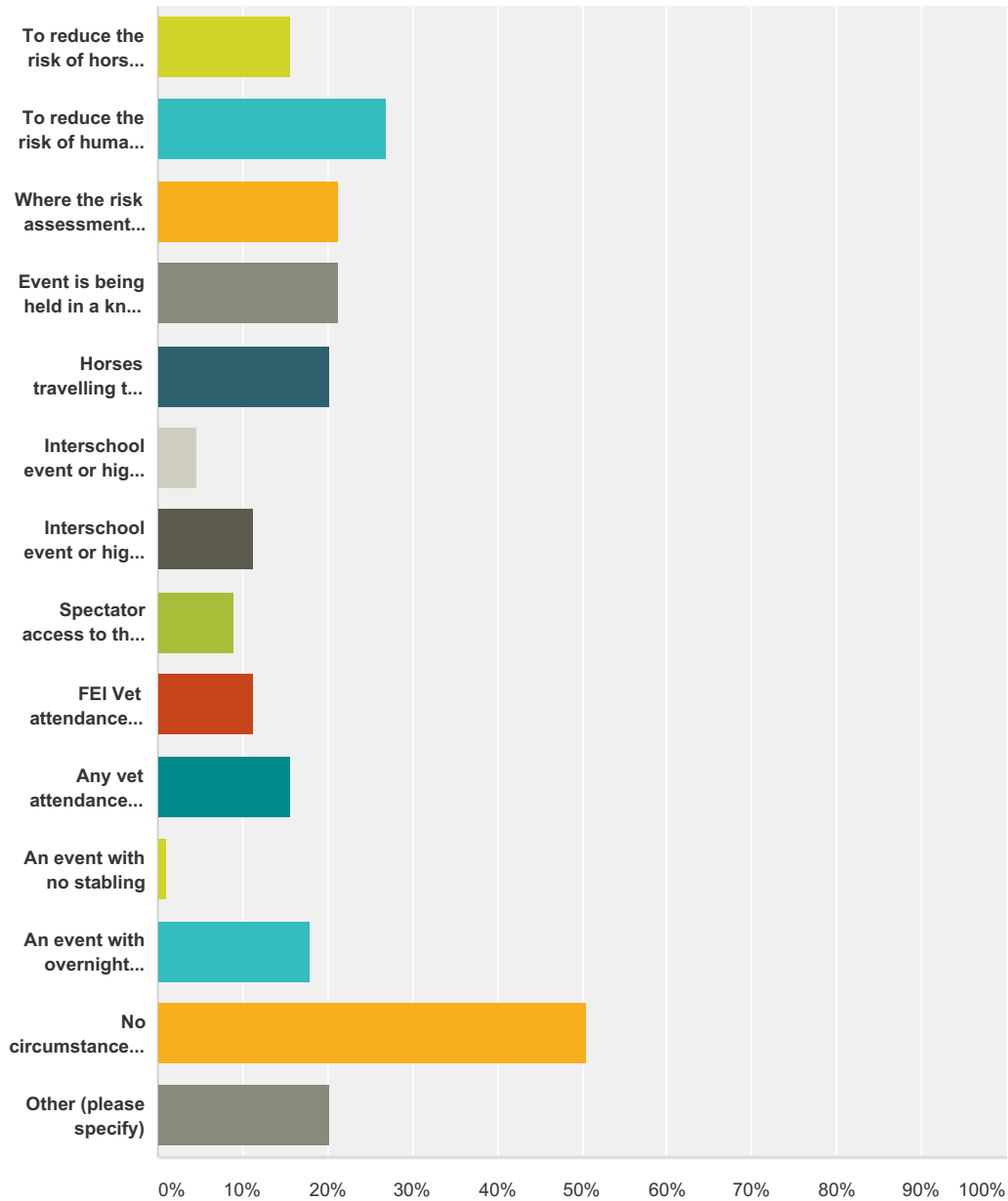
Answered: 89 Skipped: 0



Answer Choices	Responses	
Yes	26.97%	24
No	73.03%	65
<b>Total</b>		<b>89</b>

### Q6 What factors have influenced your committee consideration of holding a condition of entry HVE event? (select all that apply)

Answered: 89 Skipped: 0

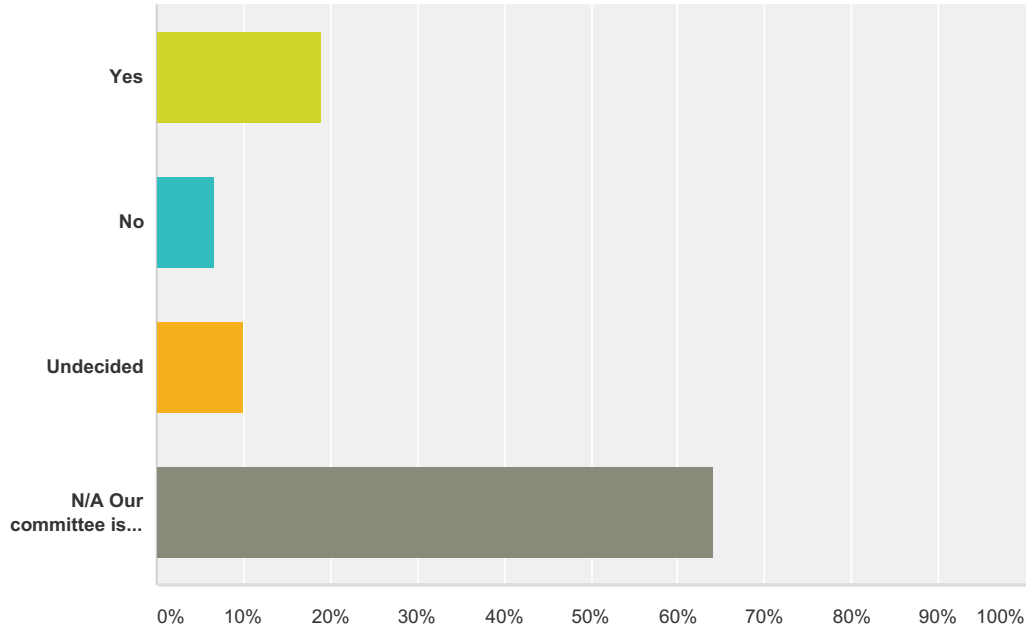


Answer Choices	Responses
To reduce the risk of horses contracting Hendra virus	15.73% 14
To reduce the risk of humans in contact with horses contracting Hendra virus	26.97% 24
Where the risk assessment deems HVE control is necessary, to mitigate risk factors	21.35% 19
Event is being held in a known Hendra incident location (the area as outlined on the DAF link)	21.35% 19

Horses travelling to venue from a known Hendra incident location (the area as outlined on the DAF link)	20.22%	18
Interschool event or high proportion of junior riders with no overnight stay	4.49%	4
Interschool event or high proportion of junior riders with an overnight stay	11.24%	10
Spectator access to the horses	8.99%	8
FEI Vet attendance required	11.24%	10
Any vet attendance required	15.73%	14
An event with no stabling	1.12%	1
An event with overnight stabling	17.98%	16
No circumstance that a condition of entry of HVE be applied.	50.56%	45
Other (please specify)	20.22%	18
<b>Total Respondents: 89</b>		

**Q7 If your committee is considering holding a HVE as a condition of entry for future events, will it offer an exemption process for horses that have had adverse reactions?**

Answered: 89 Skipped: 0

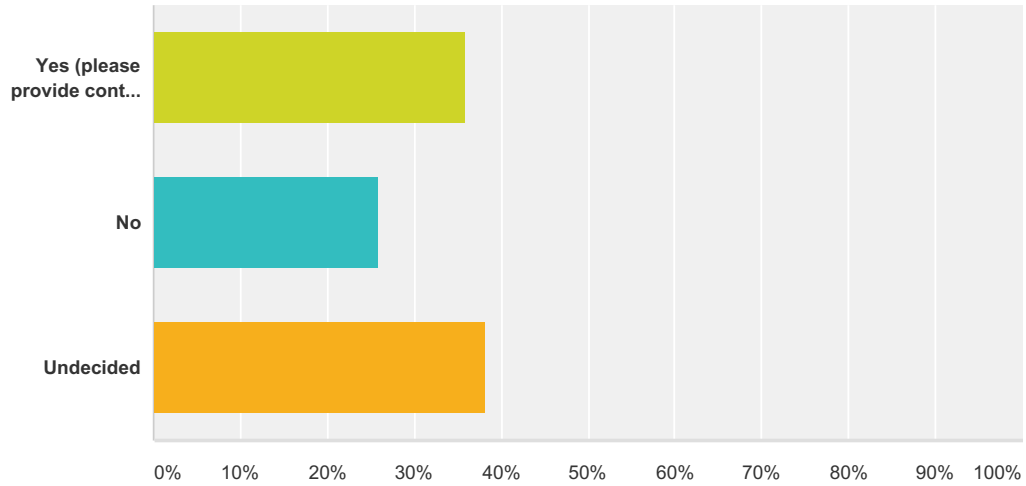


Answer Choices	Responses
Yes	19.10% 17
No	6.74% 6
Undecided	10.11% 9
N/A Our committee is not considering holding a HVE as a condition of entry for future events	64.04% 57
<b>Total</b>	<b>89</b>



**Q8 Would a representative of your committee be interested in participating in a risk assessment workshop to enable EQ to provide to its event organisers an agreed risk assessment tool as it relates to a possible Hendra incident or Biosecurity incident at an equestrian event?**

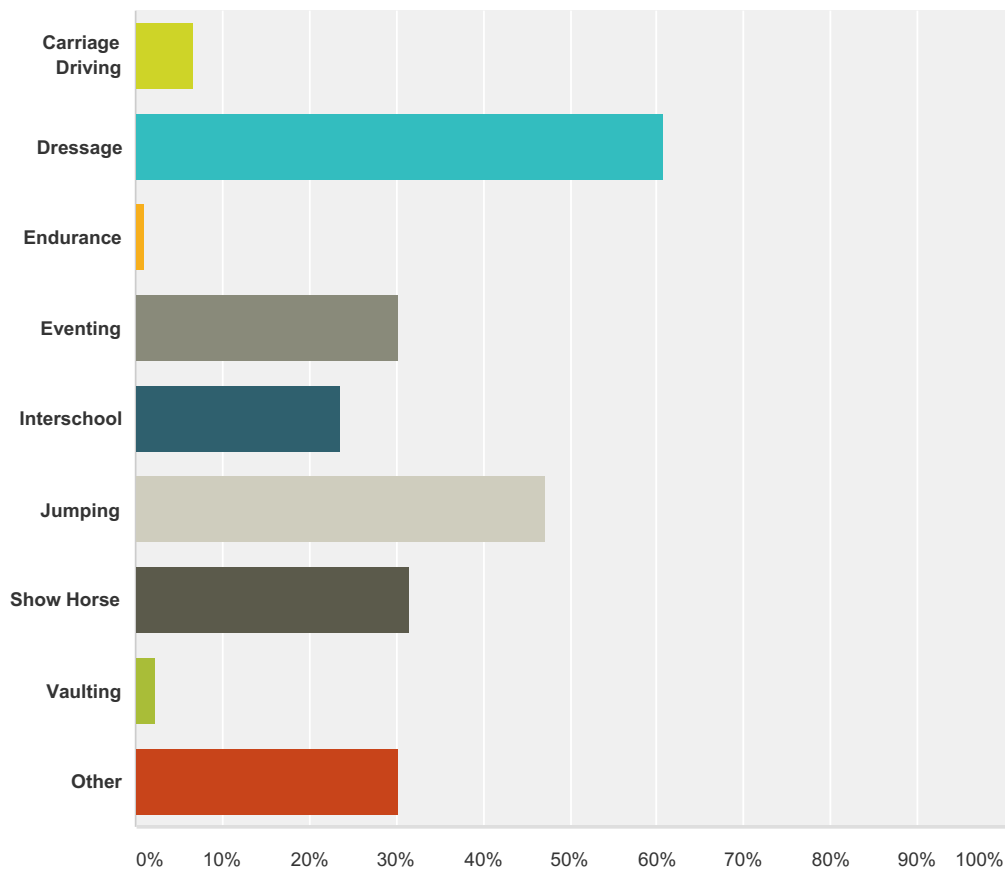
Answered: 89 Skipped: 0



Answer Choices	Responses	
Yes (please provide contact details in the final question)	35.96%	32
No	25.84%	23
Undecided	38.20%	34
<b>Total</b>		<b>89</b>

### Q9 What disciplines does your club/sport affiliate currently service?

Answered: 89 Skipped: 0



Answer Choices	Responses
Carriage Driving	6.74% 6
Dressage	60.67% 54
Endurance	1.12% 1
Eventing	30.34% 27
Interschool	23.60% 21
Jumping	47.19% 42
Show Horse	31.46% 28
Vaulting	2.25% 2
Other	30.34% 27
<b>Total Respondents: 89</b>	

**Q10 Please provide EQ with any further comments that you feel would be of assistance**

Answered: 37 Skipped: 52

**Q11 If you would like to be entered into the draw to win a 2016 EQ membership up to the value of \$320, please provide your details below**

Answered: 39 Skipped: 50

Answer Choices	Responses
Club/Sport Affiliate Name	94.87% 37
Representatives Name	97.44% 38
Phone number	94.87% 37
Email	100.00% 39