



EQUESTRIAN
QUEENSLAND

2015 ANNUAL REPORT

Uniting Equestrian Sports in Queensland

Contents

Message from the Minister for Sport	3
Chairperson's Report	4
CEO's Report	5
Organisation Listing	6
EQ Overview	7
Annual Awards Evening	8
Dressage Queensland	10
Jumping Queensland	14
Eventing Queensland	18
Interschool Queensland	24
Show Horse Queensland	28
Vaulting Queensland	32
Carriage Driving Queensland	36
Treasurer's Report	41
EQ Consolidated Financials	42
EQ Financial Statements	45



MESSAGE FROM CURTIS PITT MP Minister for Sport

Equestrian is synonymous with our Queensland culture, encompassing our love for animals and the outdoors. It is a sport that gives what you choose to take from it – to develop valuable skills and exercise discipline, or to simply enjoy the company of horses. For this reason, and many others, it is continuing to grow in popularity across the state. Last year, there were more than 3,000 active equestrian members, an eight per cent increase from 2014. In total, there were nearly 15,700 participants in 2015, a two per cent increase from 2014.

The Queensland Government is passionate about increasing sport and active recreation participation numbers across the state. We are committed to supporting organisations, like Equestrian Queensland, to create more opportunities for all Queenslanders to enjoy the outdoors and stay active.

The government's Sport and Recreation Services has provided close to \$3 million to the sport of equestrian since 2011. This funding has supported a variety of outcomes including development programs, facilities, club membership costs, disaster recovery efforts and athlete support.

Through the Queensland Sport and Recreation Industry Development Program 2014-2016, Equestrian Queensland received \$600,000 over three years to support the delivery and development of equestrian throughout the state.

We will continue to deliver our key programs and initiatives, such as Get in the Game, to support sport and recreation at the grassroots level.

The government is proud to support Queensland organisations, such as Equestrian Queensland, and we will continue to help develop and promote this unique sport and many others. We want to maintain, if not increase, the current momentum for rising equestrian participation numbers. We also want to ensure existing members and participants are provided every opportunity to reach their full potential.

HON. CURTIS PITT MP

**TREASURER, MINISTER FOR ABORIGINAL AND
TORRES STRAIT ISLANDER PARTNERSHIPS
MINISTER FOR SPORT**





CHAIRPERSON'S REPORT

David Finch

As Chair of Equestrian Queensland, I am pleased to present the 2015 Annual Report which has produced another year of steady growth and a healthy consolidated surplus.

It is a humbling privilege to be elected back on the EQ board in March 2015 and for my colleagues entrusting me with the responsibility of chair to represent our diverse and expanding constituency. I also acknowledge the contribution from my predecessor, Karen Herald, who was chair for the majority of 2015 concluding her two consecutive terms as a director.

After consultation with our key stakeholders over the past six months in preparation for the next strategic cycle over the next three years (2016-2019), we have refined our collective vision to be leaders in delivering relevant, representative and inclusive equestrian sports. In achieving this we will be guided by our simple mission: to promote, grow and develop equestrian sports in Queensland.

Some of the future focus under each of the priorities are facilities development, improving the way we mentor and support high performance riders, seeking out new and diverse revenue sources and celebrating success across the sport.

1. Participation Across all levels of the Sport

The 'one sport' national membership structure completed its second full year in 2015 with 4% membership growth. Despite the positive growth we are always seeking continuous improvement and review the value proposition to remain relevant to an expanding participation base. Guided by our policies and people continue to provide an inclusive and welcoming environment providing participation opportunities for riders of all ages, gender and ability.

2. Excellence in the delivery of Equestrian Sport

Despite being in between WEG (2014) & Olympic

(2016) years, achievements by Queenslanders continue to be celebrated in the EQ Annual Awards which recognise excellence across key categories.

3. Financial sustainability across all levels of the sport

Equestrian Queensland is fortunate to be receiving the maximum funding for a tier two sport (\$600,000 from 2014-2016) and support from sponsors which help with the development and delivery of key programs and events. It is pleasing to see another year of revenue growth and increased equity and the future focus it to continue to raise the profile for increased awareness and investment.

4. Member services that provide value to members

We continue to advocate for our members and support our volunteers. Sport committee forums and survey findings have informed responsive evidence based decisions to meet the challenges of a changing environment.

Thanks

We are fortunate to have the diversity of skills for the governance of our sport and like our sport committees, directors contribute their expertise on a voluntary basis. I would like to personally thank all members of the EQ Board in 2015 for their robust discussion over the past year on a range of issues.

I thank Matt Helmers and his office team for their support and look forward to another successful year.

DAVID FINCH

EQUESTRIAN QUEENSLAND CHAIR



CEO'S REPORT

Matt Helmers

It is very pleasing to report consecutive years of membership growth and surpluses and deliver on the strategic priority to improve financial sustainability. During the 2013-2016 cycle where it was the primary focus, the equity position has been substantially strengthened.

The encouraging results have enabled Equestrian Queensland to increase its development funding to sport committees, clubs, coaches and officials to continue to build capacity to service growth.

Biosecurity plans and resources were also updated in consultation with Biosecurity Queensland, to ensure our three hundred affiliates and sport committees delivering events are aware and equipped with a suite of tools and supported by appointed biosecurity managers to support the implementation.

The leadership from the elected committees in each of the seven sporting committees is evidenced in their attached reports, which summarise the comprehensive calendar of events providing a diverse range of participation opportunities under one unified membership. We acknowledge the outgoing sport committee chairs Angie Deeks (VQ), Averil Hawthorne (JQ) and Tracey Vardy (IQ) for upholding their pledge to leave a legacy to be proud of when handing over the reins.

Workforce development and succession planning remain critical for sustainability and we continue to invest in opportunities which seek to empower by augmenting skills and knowledge transfer. A range of professional development opportunities provided throughout the year in areas of governance (AICD course), member protection, sponsorship and social media.

We are also incredibly fortunate to have an experienced and efficient office team who are

committed to supporting the collective interests of our large & diverse family under our core values of fairness, accountability, integrity and respect and above all, welfare of the horse. In April, we welcomed Rachel Godsall to assist with reception and social media and the flexibility of each of the team to adapt to meet the changing organisational needs is a credit to their versatility.

Consistency of brand and quality of digital content has been enhanced with increased website and social media reach and engagement across many pages as evidenced by Equestrian Queensland continuing to be the benchmark amongst all the states.

Congratulations to all the finalists at the EQ Annual Awards Night, in particular to Isabel English and Becky Jenkins who were Queenslanders who won the Annual EA Sport Achievement Awards in young athlete of the year and coach of the year categories.

I look forward to the prospects of another exciting year in 2016, which includes significant facility upgrades at the State Equestrian Centre and continuing to explore symbiotic relationships with industry partners to advocate the social and economic value of equestrian to communities.

I also thank the leadership of the Equestrian Queensland board chaired by David Finch, whose consultative style ensures relevance and trust in knowing equitable distribution of resources to grow the sport at all levels.

MATT HELMERS

EQUESTRIAN QUEENSLAND CEO



ORGANISATION LISTING 2015

Board

Chair	Peter Toft (Jan-Mar) Karen Herald (Mar – Nov) David Finch (Nov – Dec)
Vice Chair	Karen Herald (Jan – Mar) David Finch (Mar – Nov) Sue Austin (Dec)
Treasurer	Amy McCabe
Members	Toni Harper-Purcell Chris Lok Naomi O'Farrell Cathi Collier (Dec)

Sport Committee Chairs

Dressage	Kate Wilson (Jan-Mar) Anita Barton (Mar-Dec)
Jumping	Averil Hawthorne (Jan-Aug) Rebecca Jenkins (Aug-Dec)
Eventing	Brendan Croese
Interschool	Tracey Vardy (Jan-Oct) Tracey Sexton (Oct-Dec)
Showhorse	Sharron Christofis (Aug-Dec)
Vaulting	Angie Deeks (Jan-Oct) David Waller (Oct-Dec)
Driving	Kurt Dillmann

Staff

CEO	Matt Helmers
Operations Manager	Samantha Duffy
Finance	Redshed Business Advisors
Administration Officer	Jodie Daly
Sport Development Officers:	
- Education, Medication Control & HP	Sasha Ulasowski
- Interschool Queensland & Clubs	Christine Thompson
Reception/Communications	Rachel Godsall (Apr – Dec)
Biosecurity Manager Contractors	Bronwyn Hew (Mar-Dec) Cathi Collier (Mar-Nov)

EQUESTRIAN QUEENSLAND

Overview



EST. 1951



EQUESTRIAN
QUEENSLAND

@EquestrianQLD
#equestrianqld



15,000

TOTAL
PARTICIPANTS



1,500

CLUB
VOLUNTEERS



140

ACCREDITED
COACHES



300

ACCREDITED
OFFICIALS

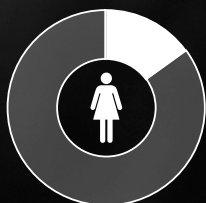
DISCIPLINES:

DRESSAGE
JUMPING
EVENTING
INTERSCHOOL
SHOW HORSE
VAULTING
DRIVING

300+

AFFILIATES

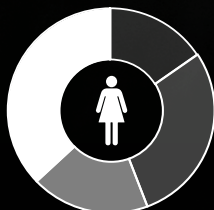
GENDER SPLIT



85%

FEMALE PARTICIPANTS

PARTICIPANTS BY AGE



● **37%** 21&U
● **19%** 22-34
● **29%** 35-54
● **15%** 55+



\$10,000

IS THE MINIMUM ANNUAL
SPEND FOR 54% OF
PARTICIPANTS ON
EQUESTRIAN SPORTS.

DIGITAL FOOTPRINT



18,500+

TOTAL EQ FAMILY FANS



7,000+

SOCIAL FANS



4,500+

NEWSLETTER
SUBSCRIBERS



76,000+

UNIQUE VISITORS
PER YEAR



\$100,000+

TOTAL
PRIZE
MONEY

MAJOR EVENTS

EQUESTRIAN QLD ANNUAL AWARDS
BRISBANE CDI • 3 DAY EVENT • GATTON WORLD CUP
INTERSCHOOL QUEENSLAND STATE CHAMPIONSHIPS
HORSE OF THE YEAR & NEWCOMER CHAMPIONSHIP

MEDIA PARTNERS

OZ SHOTZ
WILD COLT PRODUCTIONS

OLYMPIC SPORTS

DRESSAGE • EVENTING
JUMPING • PARA EQUESTRIAN



2015 EQUESTRIAN QUEENSLAND Annual Awards Evening

The 11th Annual Awards evening had more than 240 attendees to celebrate a united community of contributors and achievements of volunteers, administrators, officials & sponsors.

Over 150 nominations were received which is one of the largest pools in the events history with the winners decided by a panel of four including representatives from government and industry based on their quality and how they addressed the criteria. Congratulations to the winners across the fifteen categories some of which will represent Queensland at the 2015 Equestrian Australia awards which will be hosted in Melbourne in June.


Hosted by Jeremy Roberts, attendees included Equestrian Queensland Board members, sport committee members, sponsors, previous award winners, state and international athletes and their guests. Five year sponsors were also acknowledged at this event, being Stuartholme School.

The decorated venue was a spectacle in itself, along with the wonderfully presented video package that accompanied the awards presentation. All felt welcome and had a great evening, from the time they entered the cocktail area, through to the main hall for the presentations and dancing later in the evening.

With thanks to our valued partners:



BUCKHAM & DUFFY



2015 AWARD WINNERS



Pryde's Easifeed Horse of the Year
Alantinus owned by Merrick
Ubank and John Kidston



Officiator of the Year
Des Hughes



OTT Owner of the Year
Madonna Hedberg
(Emma Flavelle accepting)



Calico Pony Coach of the Year
Tor Van Den Berge



Equestrian Queensland
Administrator of the Year
Karen Herald



Festival of Dressage
Volunteer of the Year
Madonna & Colin Bell



IQ School of the Year
Fairholme College



Buckham & Duffy
Para Equestrian of the Year
Nikki Doogue



Equestrian Queensland
Service to Junior Sport
Anna Starosta



Equestrian Queensland
Service to Sport
Mary Seefried



Stuartholme School Junior Sport
Star of the Year Elloise Devlin
(Stephanie Neergaard accepting)



Finch Farm
Sport Star of the Year
Olivia Hamood



Aussie Equine Supplies
Club of the Year
Caboolture Dressage Group



Aitken's Saddlery
Event of the Year
Glen Haven Park Sunshine Tour



IQ Team of the Year
St Aidan's Anglican Girls School



DRESSAGE QUEENSLAND

Report

2015 was another highly successful year for Dressage Queensland.

We were sad to farewell outgoing Chair Kate Wilson, along with our secretary Kirstine Phillips, who remains part of DQ as our QLD Riders Representative, and our treasurer Helena Sonntag, the latter moving on to focus on her true passion of show-jumping. We were also sad to tender a resignation from Liz Coe later in the year, allowing her to focus more on her roles within the DQJSC and also resuming her role as Chair of Selectors. We were very pleased to welcome to the committee Nicole Tough, Maria Schwennesen, Donna Abercrombie and Stacey Schooth, all of whom bring a wealth of enthusiasm, knowledge and experience in their areas of interest.

Dressage Queensland kicked off the year with a desire to know what our members really think, and implemented a comprehensive survey covering many topics, which gave us invaluable insight into what our members want. As a result of this survey we were able to implement a number of schemes, including:

- A Young Rider division at 1* and 2* competitions
 - A subsidy to assist our regional clubs with obtaining judges for their bigger events
 - A 'Talent Recognition Squad' to recognise and support outstanding up and coming combinations
- As well as a number of other smaller administrative and event changes we have either already implemented or that we hope to implement in 2016.

In response to feedback from our members, we also undertook a survey about Participation class levels, in order to provide National with some genuine feedback and figures to try, once again, to petition for participation classes to be offered up to at least elementary level, if not higher.

This survey was adopted by Victoria also, with very similar and positive feedback for an increase in the current level.

However, it is not a proposal that works for all states, so at this stage, unfortunately, we are unable to see a national increase in the level of participation. However, we will keep negotiations open at this stage for our EQ members.

In line with a National recommendation, we also secured the assistance of a State Coach to assist with developing our elite squad combinations. We were incredibly lucky to secure the assistance of Bjarne Elefesen. Four squad clinics were run in 2015 with financial support from the Queensland Festival of Dressage, and these clinics were well supported by QLD Squad riders, and feedback was enthusiastic. We are hoping to run another 4-6 clinics in 2016. The QLD Dressage Squad is also very honoured to once again be sponsored by Todd Cunningham of Equestrian Land Developments, and we are very pleased that we have confirmed this partnership will continue until the end of 2018.

We also have a number of riders representing Queensland on a National stage, with 2 combinations on the National A squad, 7 on the National Futures squad, 6 on the Youth squad and 2 on the PE squad. We also have two of our local-based Para Equestrian riders both about to head off overseas to begin their bid to represent Australia at the Rio Para Olympics (Chelsea Higgins and Nikki Doogue), as well as one local horse (Gary Lung's GB Winchester with Victorian-based Joann Formosa).

A number of highly successful events were run in 2015, including the Strathearn QLD State Young Rider Championships, The Saddleworld Brisbane CDI, The QLD State Dressage Championships, and, of course, the Horseland Queensland Festival of Dressage.



DRESSAGE QUEENSLAND

Report

A new committee took up the reins of the Young Rider Championships, and did a wonderful job, bringing many great and fun new initiatives to the event, including a walk-trot class and Pas de Deux, all of which was very well received by the younger generation in QLD. Due to ongoing annual issues with date clashes with the very popular IQ State Championships, this year the QLD YR Championships will be held in September, hopefully making it easier for parents to assist their riders to attend both events.

We were sad to farewell Cathie Drury-Klein as our event director for the Brisbane CDI, who has done an outstanding job to develop the event from its first year to now, however we are very excited to have Leesa Murray stepping into the role. Leesa has many wonderful ideas to develop the event into a premier event on the National calendar, and we look forward to supporting her in this.

The QLD Festival of Dressage was, as always, a wonderful day jam-packed with seminars, displays, entertainment and, of course, shopping, shopping, shopping. It truly is the premier equestrian event in Queensland run by an entirely volunteer committee who give up hours of their time over the course of the year to bring this event together, and all of the money goes back into supporting and developing dressage across many facets within the state. The FOD committee are going to take a break in 2016, but are already brimming with ideas for 2017, and will still run their annual trivia night on June 10th to raise funds to go back into the sport.

In a massive coup for Queensland, the DQJSC were able to secure internationally renowned judge Stephen Clarke to come to Brisbane and conduct a clinic and masterclass at QSEC in November.

This was an incredible opportunity for riders, judges, dressage enthusiasts and horse lovers to watch a true master at work. Feedback from the clinic was incredibly positive, and we must congratulate the DQJSC on their wonderful event.

Thanks to the QLD Festival of Dressage and all our sub-committees, Dressage Queensland once again finishes the year in a secure financial situation with many ideas to help develop and support the growth of dressage in Queensland over many different demographics within our sport.

We are looking forward to a positive and enthusiastic year of training, events and education, and would like to thank all our organising committees, judges, volunteers, riders and supporters for everything they put into the sport.

DRESSAGE QUEENSLAND COMMITTEE

Dressage Queensland

PO Box 1358
Coorparoo DC Qld 4151

Profit & Loss [With Last Year]

January 2015 To December 2015

	This Year	Last Year
Income		
Administration	\$32,711.00	\$40,732.00
Clinics / Courses / Seminars	\$42,645.00	\$43,516.00
Event Income	\$263,821.00	\$284,996.00
Functions	\$15,045.00	\$21,175.00
Grants	\$5,000.00	\$0.00
Levies	\$673.00	\$0.00
Magazine / Newsletter	\$355.00	\$41.00
Squads / Teams	\$27,623.00	\$7,284.00
Total Income	\$387,872.00	\$397,744.00
Gross Profit	\$387,872.00	\$397,744.00
Expenses		
Administration	\$28,072.00	\$15,617.00
Clinics / Courses / Seminars	\$64,344.00	\$23,317.00
Event Expenses	\$248,109.00	\$264,112.00
Functions	\$19,321.00	\$19,469.00
Magazine / Newsletter	\$372.00	\$24.00
Squads / Teams	\$31,163.00	\$43,842.00
Total Expenses	\$391,380.00	\$366,382.00
Operating Profit	(\$3,508.00)	\$31,362.00
Total Other Income	\$0.00	\$0.00
Net Profit/(Loss)	(\$3,508.00)	\$31,362.00

Dressage Queensland

PO Box 1358
Coorparoo DC Qld 4151

Balance Sheet [Last Year Analysis]

December 2015

	This Year	Last Year
Assets		
Current Assets		
Cheque Account - 508 560 981	\$4,893.00	\$4,274.00
Dressage High Interest	\$106,757.00	\$120,760.00
Petty Cash	\$521.00	\$521.00
Trade Debtors	(\$326.00)	\$4,031.00
Sundry debtors	\$2,565.00	\$2,565.00
Prepayments	\$16,961.00	\$4,231.00
Security Deposits	\$300.00	\$300.00
Total Current Assets	\$131,670.00	\$136,682.00
Fixed Assets		
Equipment		
Equipment at Cost	\$8,129.00	\$8,129.00
Equipment Accum Dep'n	(\$7,688.00)	(\$7,584.00)
Total Equipment	\$441.00	\$545.00
Computer Equipment		
Computer Equipment Original Co	\$5,221.00	\$4,514.00
Computer Equipment Accum Dep'n	(\$3,541.00)	(\$2,894.00)
Total Computer Equipment	\$1,680.00	\$1,620.00
Total Assets	\$133,792.00	\$138,847.00
Liabilities		
Current Liabilities		
Trade Creditors	\$1,350.00	\$2,086.00
Income in Advance	\$0.00	\$298.00
Total Current Liabilities	\$1,350.00	\$2,384.00
GST Liabilities		
GST Collected	\$3,708.00	\$9,896.00
GST Paid	(\$4,363.00)	(\$10,037.00)
Total GST Liabilities	(\$654.00)	(\$141.00)
Total Liabilities	\$696.00	\$2,243.00
Net Assets	\$133,096.00	\$136,604.00
Equity		
Prior Year Adjustments	\$386.00	\$386.00
Retained Earnings	\$136,218.00	\$104,856.00
Current Earnings	(\$3,508.00)	\$31,362.00
Total Equity	\$133,096.00	\$136,604.00



Photo: JRS Photography
Matthew Kidston on Calgary GNZ



JUMPING QUEENSLAND

Report

The Queensland Showjumping Committee has once again experienced some ups and downs throughout 2015 with some great successes and some sad departures. The Committee changes are from the retirement of Averil Hawthorne who not only stepped down as Chairperson but also resigned from the committee, but not before guiding the committee through a very successful Gatton World Cup Event. Averil's departure left the way for Becky Jenkins to step up and take on the role which she has done remarkably since August. Ruth Sedger also resigned from her position as Secretary after an amazing 5 years in this role with the fresh blood of Christine Bradfield coming onto the committee to take on this role. Both Averil and Ruth will now take up positions on a subcommittee, solely to support the organisation of the Gatton World Cup event.

The committee as it currently stands is Chairperson – Becky Jenkins, Vice Chairperson – currently vacant, Secretary - Christine Bradfield, Treasurer – Vicki Ansell, Committee Members – Graeme Watts, Kerry Langbecker, Robert Goodwin, Warren Rundle with riders reps Robert Moffatt and Merrick Ubank.

Our Gatton World Cup was the best ever the committee has seen, with the biggest gain being financially. The event ran smoothly and a small profit was made, this was due to a dedicated team and fantastic sponsorship especially from our major sponsors of University of Queensland's Veterinary Equine Hospital and Pryde's Easifeeds. The Lockyer Valley Council also came on board this year as not only as a sponsor but also donating the grounds, equipment and manpower to help in the success of this event. A big thank you must go to Graham Sedger who was instrumental in gaining a great deal of our sponsorship and for establishing a working relationship with the Council. The committee has already been promised the same support for 2016.

The world cup class attracted once again a higher than average number of nominations seen in Australia and a world class track built by our very own committee member, Graeme Watts. We attracted quite a big crowd for the event with a lot of local people coming to watch. A great win to David Cameron and Dyranta, David has been supporting the Gatton event since its inception in 2011. Again the weather was fantastic and a great arena thanks to Cam McDonald and his team at the Gatton showground for the preparation of the grounds.

The Queensland State Championships were successfully run by the Sunshine Coast Showjumping & Equestrian Club at the end of July after the event was cancelled due to rain in May. A big thank you to this Club for hosting a very successful event. The Queensland Country Championships were not run in 2015, but are due to be held in 2016.

2015 saw a big change to the previously held event for many years, the Mitavite Foxhunter Series Due to times changing and rules needing to be updated, the series is now known as a Young Horse competition. This new series was a great success and riders welcomed the change, so thank you to Kristell Schaffner for once again the organisation of the series.

A Triple Crown series was introduced for the first time with qualifying events held at Pittsworth, Toowoomba and Warwick Shows. This series was a great success and plans are underway to hold this series again in 2016.

The Committee are looking forward to a great 2016 especially with the Olympic Games being held and we would like to wish our riders' representative Merrick Ubank all the success in his campaign for a spot on the Australian team.

JUMPING QUEENSLAND COMMITTEE

Showjumping Queensland

PO Box 1358
Coorparoo DC Qld 4151

Profit & Loss [With Last Year]

January 2015 To December 2015

	This Year	Last Year
Income		
Administration	\$13,005.00	\$11,364.00
Clinics / Courses / Seminars	\$514.00	\$8,852.00
Event Income	\$78,760.00	\$87,889.00
Grants	\$10,125.00	\$1,000.00
Squads / Teams	\$1,368.00	\$0.00
Total Income	\$103,772.00	\$109,105.00
Gross Profit	\$103,772.00	\$109,105.00
Expenses		
Administration Costs	\$4,879.00	\$7,386.00
Clinics / Courses / Seminars	\$2,132.00	\$11,191.00
Event Expenses	\$89,486.00	\$94,574.00
Functions	\$0.00	\$880.00
Squads / Teams	\$273.00	\$3,375.00
Total Expenses	\$96,770.00	\$117,406.00
Operating Profit	\$7,003.00	(\$8,300.00)
Total Other Income	\$0.00	\$0.00
Total Other Expenses	\$0.00	\$0.00
Net Profit/(Loss)	\$7,003.00	(8,300.00)

Showjumping Queensland

PO Box 1358
Coorparoo DC Qld 4151

Balance Sheet [Last Year Analysis]

December 2015

	This Year	Last Year
Assets		
NAB Chq A/c 85 357 3935	\$5,003.00	\$2,321.00
Showjumping High Interest	\$8,052.00	\$6.00
Trade Debtors	\$2,700.00	\$2,825.00
Fixed Assets		
Equipment		
Equipment at Cost	\$50,479.00	\$50,479.00
Equipment Accumulated Dep'n	(\$33,448.00)	(\$31,214.00)
Total Equipment	\$17,031.00	\$19,265.00
Total Assets	\$32,786.00	\$24,418.00
Liabilities		
Trade Creditors	\$0.00	\$500.00
GST Liabilities		
GST Collected	\$836.00	\$1,272.00
GST Paid	(\$327.00)	(\$2,629.00)
Total GST Liabilities	\$509.00	(\$1,356.00)
Total Liabilities	\$509.00	(\$856.00)
Net Assets	\$32,277.00	\$25,274.00
Equity		
Retained Earnings	\$25,774.00	\$34,074.00
Current Earnings	\$7,003.00	(\$8,300.00)
Historical Balancing Account	(\$500.00)	(\$500.00)
Total Equity	\$32,277.00	\$25,274.00



EVENTING QUEENSLAND

Report

We open our annual report by thanking the many hard working club committees and their volunteers whose hard work and dedication has resulted in a record number of events being conducted through 2015. This was a year dogged by drought and flooding rain.

We have seen clubs such as Burpengary fully refurbished for 2015, only to be flooded and inundated in March. This small band of hard workers, although daunted, picked up the mantle and again rebuilt their course. A remarkable effort!

Toowoomba also was a club washed out at the start of the year yet but got back on track to run one of the best attended events on the calendar towards the end of the year.

We have seen Kooralbyn rebuilt and once again operational with the club hosting three events throughout the course of 2015.

Fig Tree Pocket has continued to develop its course and facilities. They have continued to focus on arena surface development as well as on-going improvement X Country. The clubs work has resulted in three very successful events where riders have voted with their feet with increasing numbers of entries per event through 2015.

Noosa Equestrian have developed their course to *** standard, a major undertaking, with the expert assistance of Wayne Copping.

Congratulations must also go to Tamborine who ran four very successful events throughout 2015. A year that saw the club host the QLD Eventing State event as their first international CIC event. Tamborine has consistently achieved almost 200 riders per event.

Warwick has continued its development of its new course layout and hosted three very successful

events throughout 2015, including their CIC providing riders access to international competition.

Like other clubs offering international events in 2015 the organising committees have had to make difficult decisions regarding Hendra mandated events. International events are critical to the development of our riders and those clubs offering such events need to be congratulated and supported.

It was with sadness and disappointment that our sport saw the cancellation of the Queensland 3 Day event in 2015. This event has been a stand-out event over the years exposing our riders to a very competitive, high level competition. We thank all those involved in the thorough preparations for this event, and trust that we will see this committee once again active in future years.

Our northern eventing clubs, namely Fraser Coast and Yeppoon provide access to our wonderful sport in these regional areas. These clubs operate with small committees and very limited budgets. They run events for very limited numbers and deserve our full support.

Through 2015 the Eventing Committee has worked tirelessly in an endeavour to support both clubs and riders and to provide good governance for the sport. Special thanks must go to our very hard working secretary Adele Godsall. Adele has been responsible for the calendar and providing clubs with assistance in schedule preparation and publishing. She has done much to streamline the process as well as facilitating event follow-up by officials.

Judy Hopkins, as our treasurer, has provided professional governance as well as maximised our use of funds, resulting in the purchase of 40 more high power radios for the use of clubs at events.

EVENTING QUEENSLAND Report

Judy has also been very involved with the co-ordination of the squad clinics and the very successful "Weekend of Excellence" conducted at Kooralbyn in November.

This year the committee has made every effort to strengthen the liaison with, and communication between our committee and the clubs that we support. Paul Foster, our vice president, has done much to keep these channels open and informed through a number of mediums:

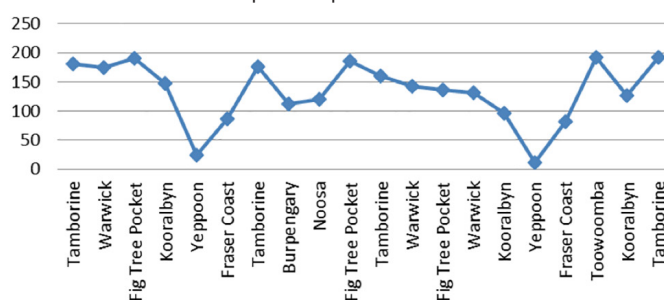
- The On-Course e-magazine is made available through the EQ Website. This magazine provides a wealth of up-to-date information to the Eventing community at large.
- Club Updates continue to be distributed to clubs and organising committees on a regular basis. This year we have included a summary of EvQ Committee meetings to give clubs a greater insight into what is happening at the State level.
- As in 2014, all clubs were invited to attend the February 2015 EVQ meeting to discuss the calendar and raise any other areas of concern directly with the committee.

This year we welcomed Richard King from Warwick to the committee. Richard has enlightened our discussions giving the "Organising Committee's" perspective, as well as a past rider with significant experience.

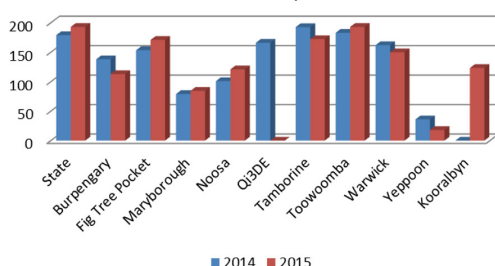
Also very active in representing the riders, Matt Gaske has remained a very valued contributor.

All committee members have been active and have contributed much throughout the year. We thank them for their dedication and hard work, and the very positive approach to the committee's endeavours.

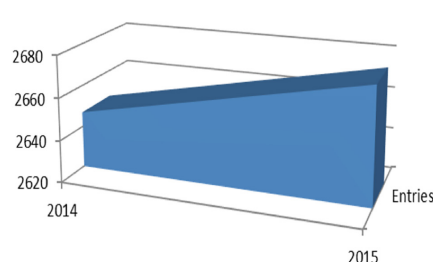
Entries per Competition in 2015



Average Entries per Club



Entries





EVENTING QUEENSLAND

Report

Officials Development

The development of officials remains a challenge to equestrian sport. It is important that disciplines maintain a strong focus on the development of judges, course builders, technical delegates and stewards. With the number of events being offered by the clubs it is becoming increasingly difficult to find sufficient officials. To this end the current committee has once again held a TD/CD clinic at Kooralbyn in late November. This was well attended and hopefully a number of attendees are now on the pathway to accreditation. In keeping with our commitment in the development of officials EVQ also contributed to the Dressage Queensland development fund for Dressage judge education.

We must continue to promote the development of officials or alternately face significantly increased costs to bring officials from outside the state.

Major Events

The Eventing State Championships were conducted by Tamborine. This event received over 200 nominations, the highest number of nominations for any event in Queensland in 2015. 198 Horse and Rider combination commenced the competition on Saturday 7 November.

CIC1 was won by a Junior Rider Samara Pappin on Warrego Whiskey with 54.9 penalties.

CIC2 was won by Isabel English on Nikko Brown with 64.7 penalties.

Congratulations

The Eventing Queensland Awards were presented at Kooralbyn on the 28th November during a fun filled evening. The dinner was well attended and was an excellent adjunct to the "Weekend of Excellence" held on the same week end. The committee expresses our congratulations to all winners and their runners-up.

We would also express our sincere appreciation to our sponsors who have made our year such a success.

Special mention should go to:

- Isabel English riding Feldale Mouse (Queensland Horse and Rider 2016)
- Madeline Wilson (International Rider of the Year)

Through 2015 over 200 Queensland combinations competed at events in other states, with the greatest representation being 34 at the International event at Tamworth in August.

Special mention must be made of Madeline Wilson on I'm Bruce winning the Keeping Up Appearances Trophy for Highest placed Young Rider in CIC2* at Australia International Three Day event. Kevin McNab, a very regular face on our eventing circuit, has been riding overseas for more than a year. Congratulations Kevin on being invited to compete at the Equestrian Grand Final.

Communication

The On Course Magazine continues to be the main source of communication to the Eventing community. The introduction of the E-News Newsletter has proved to be well received. This newsletter provides "instant updates" to competitors of issues of importance.

Many Thanks

The committee wishes to express its gratitude to the organising committees, their many helpers and valued volunteers for maintaining this great sport. We also thank most sincerely our small band of hard working, friendly and professional officials, without whom this sport would falter. Thanks also to the riders and their supporters, without whom we do not have a sport.

EVENTING QUEENSLAND COMMITTEE



Photo: High Flyer Images
Elizabeth Ballard

Eventing Queensland

PO Box 1358
Coorparoo DC Qld 4151

Profit & Loss [With Last Year]

January 2015 To December 2015

	This Year	Last Year
Income		
Administration	\$23,120.00	\$13,377.00
Clinics / Courses / Seminars	\$17,012.00	\$7,805.00
Event Income	\$3,600.00	\$10,966.00
Functions	\$2,480.00	\$2,655.00
Grants	\$750.00	\$0.00
Total Income	\$46,963.00	\$34,804.00
Gross Profit	\$46,963.00	\$34,804.00
Expenses		
Administration Costs	\$11,384.00	\$7,557.00
Clinics / Courses / Seminars	\$6,867.00	\$13,565.00
Event Expenses	\$16,075.00	\$13,624.00
Functions	\$4,218.00	\$1,823.00
Grants	\$0.00	\$500.00
Squads / Teams	\$7,280.00	\$2,281.00
Total Expenses	\$45,823.00	\$39,349.00
Operating Profit	\$1,139.00	(\$4,546.00)
Total Other Income	\$0.00	\$0.00
Total Other Expenses	\$0.00	\$0.00
Net Profit/(Loss)	\$1,139.00	(\$4,546.00)

Eventing Queensland

PO Box 1358
Coorparoo DC Qld 4151

Balance Sheet [Last Year Analysis]

December 2015

	This Year	Last Year
Assets		
Eventing Chq 79-669-4457	\$3,451.00	\$7,073.00
Eventing High Interest	\$20,848.00	\$15,540.00
Fixed Assets		
Equipment		
Equipment at Cost	\$24,991.00	\$23,437.00
Equipment Accumulated Dep'n	(\$10,954.00)	(\$11,551.00)
Total Equipment	\$14,037.00	\$11,885.00
Total Assets	\$38,336.00	\$34,499.00
Liabilities		
Current Liabilities		
Trade Creditors	\$1,210.00	\$0.00
Accrual	\$0.00	\$89.00
GST Liabilities		
GST Collected	\$806.00	\$300.00
GST Paid	(\$617.00)	(\$1,688.00)
Total GST Liabilities	\$189.00	(\$1,388.00)
Total Liabilities	\$1,399.00	(\$1,299.00)
Net Assets	\$36,938.00	\$35,798.00
Equity		
Retained Earnings	\$35,798.00	\$40,344.00
Current Earnings	\$1,139.00	(\$4,546.00)
Total Equity	\$36,938.00	\$35,798.00



Photo: Stephen Mowbray Photography
Kate Sexton on Ivy Bank Billionaire



INTERSCHOOL QUEENSLAND

Report

Interschool Queensland mission statement "to develop the individual through the discipline of equestrian sport".

2015 was another busy year for Interschool committees and riders. Queensland has 750 primary and secondary school riders across the state.

The continued growth and profile has been very encouraging and promising for the future development of Interschool Qld.

Over the past 12 months our notable achievements have been:

- 168 School Affiliates, a 2% increase on 2014.
- 52 endorsed regional/local events during the qualifying period, a 73% increase on 2014.
- 2015 saw a continued increase in members from Northern Queensland with a number of qualifying events being organised, together with the first Far North Queensland Regional Interschool championships.
- 2015 saw its first showcase held in conjunction with a school competition, of which a number went on to join EQ and participate in the IQ competition pathway.
- The 2015 Eventing State Championships were held at Warwick at the end of July, with 104 riders and 130 horses for a total of 182 entries.
- The 2015 State Championships were held at Maryborough in June with a total of 241 riders and 297 horses vying for spots on the Queensland Interschool team to compete at the Australian Interschool Championships.

The Interschool Australian Championships were held by Equestrian NSW at SEIC in October. Queensland was well represented in all disciplines of dressage, show horse, combined training, showjumping and eventing.

Queensland sent a team of 86 horses and 76 riders. Queensland was placed 2nd overall with a number of outstanding individual and team performances.

2016 Interschool Australian Championships will remain in Sydney for 2016, with Queensland hosting the Championships in 2017.

Interschool provides a pathway to the official EA competition structure and we are continuing to work with other sporting committees to advance this aim.

Pryde's Easifeed came on board with sponsorship for State & regional championships as well as the Australian Championships this year. Equissage has also remained a stalwart supporter of Interschool Queensland.

We would like to say a special thanks to the tireless workers on the State and Regionals Committees, the EQ office staff, judges, officials, volunteers and of course parents for their assistance to provide quality competition for our riders.

INTERSCHOOL QUEENSLAND COMMITTEE

Interschool Queensland

Level 2 Sports House South
866 Main Street
Woolloongabba QLD 4102

Profit & Loss [With Last Year]

January 2015 To December 2015

	This Year	Last Year
Income		
Administration	\$5,749.00	\$14,450.00
Clinics / Courses / Seminars	\$2,265.00	\$291.00
Event Income	\$166,065.00	\$144,793.00
Functions	\$0.00	\$1,409.00
Squads / Teams	\$47,388.00	\$0.00
Total Income	\$221,468.00	\$160,942.00
Total Cost Of Sales	\$0.00	\$0.00
Gross Profit	\$221,468.00	\$160,942.00
Expenses		
Administration	\$25,428.00	\$21,287.00
Clinics / Courses / Seminars	\$750.00	\$538.00
Event Expenses	\$166,801.00	\$156,324.00
Functions	\$0.00	\$1,102.00
Grants	\$0.00	\$3,000.00
Squads / Teams	\$6,337.00	\$16,697.00
Staff Amenities	\$0.00	\$125.00
Total Expenses	\$199,316.00	\$199,073.00
Operating Profit	\$22,151.00	(\$38,130.00)
Net Profit/(Loss)	\$22,151.00	(\$38,130.00)

Interschool Queensland

Level 2 Sports House South
866 Main Street
Woolloongabba QLD 4102

Balance Sheet [Last Year Analysis]

December 2015

	This Year	Last Year
Assets		
Current Assets		
Cash On Hand		
Interschool A/C 17-764-6878	\$4,248.00	\$774.00
Interschool High Interest Acc	\$64,527.00	\$55,470.00
Cash Drawer	\$600.00	\$600.00
Total Cash On Hand	\$69,375.00	\$56,844.00
Total Current Assets	\$69,375.00	\$56,844.00
Other Assets		
Deposits Paid	\$325.00	\$325.00
Trade Debtors	\$1,674.00	\$0.00
Total Other Assets	\$1,999.00	\$325.00
Property & Equipment		
Equipment		
Equipment at Cost	\$56,828.00	\$53,031.00
Equipment Accum Dep'n	(\$7,342.00)	(\$5,224.00)
Total Equipment	\$49,486.00	\$47,807.00
Motor Vehicles		
Motor Vehicles at Cost	\$24,400.00	\$27,628.00
Motor Vehicles Accum Dep'n	(\$12,728.00)	(\$11,843.00)
Total Motor Vehicles	\$11,672.00	\$15,785.00
Total Property & Equipment	\$61,158.00	\$63,592.00
Inventory - Saddle Cloth	\$13,727.00	\$0.00
Total Assets	\$146,259.00	\$120,761.00
Liabilities		
Current Liabilities		
Trade Creditors	\$0.00	\$558.00
GST Liabilities		
GST Collected	\$359.00	\$5,090.00
GST Paid	(\$2,518.00)	(\$11,154.00)
Total GST Liabilities	(\$2,160.00)	(\$6,064.00)
Total Current Liabilities	(\$2,160.00)	(\$5,507.00)
Total Liabilities	(\$2,160.00)	(\$5,507.00)
Net Assets	\$148,419.00	\$126,268.00
Equity		
Retained Earnings	\$126,268.00	\$164,398.00
Current Year Earnings	\$22,151.00	(\$38,130.00)
Total Equity	\$148,419.00	\$126,268.00



SHOW HORSE QUEENSLAND

Report

In April, the event committee caretaking Show Horse Queensland ran their annual Anzac Day Show.

The event was well attended by both Show Horse members and Interschool Queensland, as the event was approved as an Interschool Queensland qualifier in 2015, with the addition of our Chief Measurer, Gail Iskra, the event made a small profit.

June, saw the 2015 Pryde's Easifeed HOTY & Newcomer of the Year Show. Attendance was at an all-time high. The quality of the horses was extraordinary, with combinations wanting to qualify to compete at the 2015 Australasian Show Horse & Rider Championships held in Werribee Park National Equestrian Centre, in Victoria.

September, we saw a new show horse committee volunteer their time to the sport they love. Many thanks to Andrew Ryan, Chloe Ireland, Sharron Christofis and Janeen Leslie for coming on board. We wish you all the best for 2015/2016 year.

October saw the new committee run their first ever show at Park Ridge. Thank you to Gail Iskra for measuring all the horses who were requiring height certificates prior to heading off to the Nationals. Well done to the committee for hosting their first show, although a small event, it ran smoothly without any hiccups. It was great to see another show on for all those competitors to get a practice in before the big travel to Nationals.

In December, we saw the Queensland Show Horse team travel to the Werribee Equestrian Centre in Victoria to compete in the Australasian Show Horse and Rider Championships. Queensland had a great event with many champion and reserve placings, overall placing 3rd with only 2 points separating us from 1st.

Big thank you to Christine Thompson from the EQ office for volunteering her time to head off to nationals as Team Manager. Not an easy task we can tell you. Congratulations to all riders you all rode beautifully.

Lastly our sincerest appreciation goes to the Team sponsor HM Garlands and with some additional provisioning from SHQ allowed the National Uniform to be heavily subsidized to the QLD Team. The Team looked fantastic.

The event committee looks forward to a very busy 2016 with hosting the following events:

- Judges clinic in January
- T-shirt hack show in February
- Anzac show in April
- Newcomers/Childs in June
- HOTY in September

We wish all members the best of luck with future competitions. Happy Riding!!!

SHOWHORSE QUEENSLAND COMMITTEE



Photo: Oz Shotz Sports Photography
Emerson Ball on Riverton Banknote. Judges: Lorri Mansfield, Christie Hall and Joshua Clarke

Show Horse Queensland

PO Box 1358
Coorparoo DC Qld 4151

Profit & Loss [With Last Year]

January 2015 To December 2015

	This Year	Last Year
Income		
Administration	\$8,948.00	\$8,683.00
Clinics / Courses / Seminars	\$636.00	\$764.00
Event Income	\$20,784.00	\$18,155.00
Squads / Teams	\$12,006.00	\$4,196.00
Total Income	\$42,374.00	\$31,798.00
Gross Profit	\$42,374.00	\$31,798.00
Expenses		
Administration Costs	\$1,892.00	\$1,946.00
Clinics / Courses / Seminars	\$100.00	\$100.00
Event Expenses	\$21,093.00	\$17,019.00
Functions	\$864.00	\$0.00
Squads / Teams	\$14,478.00	\$4,139.00
Total Expenses	\$38,426.00	\$23,204.00
Operating Profit	\$3,948.00	\$8,593.00
Total Other Income	\$0.00	\$0.00
Total Other Expenses	\$0.00	\$0.00
Net Profit/(Loss)	\$3,948.00	\$8,593.00

Show Horse Queensland

PO Box 1358
Coorparoo DC Qld 4151

Balance Sheet [Last Year Analysis]

December 2015

	This Year	Last Year
Assets		
General Cheque Account	\$16,800.00	\$15,211.00
Trade Debtors	\$150.00	\$0.00
Fixed Assets		
Equipment		
Equipment at Cost	\$5,910.00	\$5,910.00
Equipment Accum Dep'n	(\$2,716.00)	(\$2,361.00)
Total Equipment	\$3,194.00	\$3,549.00
Total Assets	\$20,144.00	\$18,759.00
Liabilities		
GST Liabilities		
GST Collected	\$173.00	\$2,702.00
GST Paid	(\$1,403.00)	(\$1,369.00)
Total GST Liabilities	(\$1,230.00)	\$1,333.00
Total Liabilities	(\$1,230.00)	\$1,333.00
Net Assets	\$21,374.00	\$17,426.00
Equity		
Partners' Equity		
Prior Year Adjustments	\$175.00	\$175.00
Retained Earnings	\$17,251.00	\$8,658.00
Current Earnings	\$3,948.00	\$8,593.00
Total Equity	\$21,374.00	\$17,426.00



Photo: Oz Shatz Sports Photography
Melissa Stone on EP Morgan



VAULTING QUEENSLAND

Report

2015 has been an outstanding year for Queensland Vaulters. The highlight was the successful bid to run the 19th Australian National Championships. The Committee also decided to run Queensland's first 2* FEI International Vaulting Competition. The competition ran very efficiently over 4 days with the CVI** completed Thursday afternoon & Friday morning and then Nationals competition commencing with Trot up Friday afternoon and Opening ceremony Friday night. This massive event on the Australian Vaulting Calendar attracted 100 competitors from 17 clubs including vaulters & lungers from all over the Nation.

Three FEI Official Level 3 Judges officiated; John Eccles from Great Britain (father & Lunger of the WEG Female Individual Gold Medallist) and Matthias Lang from France were flown into Australia and joined by Angie Deeks from Queensland Australia. Another two official judges; Tristyn Lowe and Darryn Fedrick and FEI Chief Steward, Jenny Scott, joined this impressive line up to complete a wonderful official team. Sixteen horses travelled from as far as Western Australia, South Australia, ACT, NSW and many parts of Qld.

Through our love of horses and our sport, the Australian & International vaulting community was brought together with our local community sponsors, Equestrian Queensland, and over 400 spectators during the four days of competition in Caboolture at the Qld State Equestrian Centre. One of our very own Qld vaulters sang our Australian National Anthem at our National Championships Opening and Closing Ceremonies.

Working closely with EQ and QSEC really boosted awareness of our sport of Equestrian Vaulting and recognition of the excellent performance and entertainment it offers spectators.

The competition was Live Streamed all over the world Friday, Saturday & Sunday thanks to Local Horse Magazine Live Stream.

Everyone that attended brought new ideas, and went away having learnt even more. We were all winners whilst competing for our best results, we maintained important community values of fairness, sportsmanship and respect for all our fellow competitors and friends. Lifelong new friendships were formed and lifelong friendships were reunited at this competition.

Financially, the overall cost to run both competitions was \$30,000. Equestrian Queensland, Matt Helmers, Sam Duffy, Christine Thompson, and more, were an amazing support and assisted with ICDF funding and our gross takings were \$34,000, with a healthy profit of \$4,000.

All members of the Qld Vaulting Committee were also competitors, coaches or official judges at the Event and everyone worked really hard in both roles to make this event happen and participated greatly in the success that it was.

2015 also saw QLD Vaulter Mckeria Cumming compete overseas at the Junior World Championships in Ermelo, Netherlands, as an individual and as part of the very first Australian Junior Squad, team Zelos.

The committee also ran a very successful State championship in May with 45 vaulters and officials attending.

VAULTING QUEENSLAND COMMITTEE

Vaulting Queensland

PO Box 1358
Coorparoo DC Qld 4151

Profit & Loss [With Last Year]

January 2015 To December 2015

	This Year	Last Year
Income		
Administration	\$9,105.00	\$2,958.00
Clinics / Courses / Seminars	\$2,823.00	\$991.00
Event Income	\$29,814.00	\$4,138.00
Sundry	\$605.00	\$0.00
Total Income	\$42,347.00	\$8,086.00
Gross Profit	\$42,347.00	\$8,086.00
Expenses		
Administration Costs	\$633.00	\$860.00
Clinics / Courses / Seminars	\$1,250.00	\$746.00
Event Expenses	\$32,707.00	\$3,534.00
Total Expenses	\$34,589.00	\$5,140.00
Operating Profit	\$7,758.00	\$2,947.00
Total Other Income	\$0.00	\$0.00
Total Other Expenses	\$0.00	\$0.00
Net Profit/(Loss)	\$7,758.00	\$2,947.00

Vaulting Queensland

PO Box 1358
Coorparoo DC Qld 4151

Balance Sheet [Last Year Analysis]

December 2015

	This Year	Last Year
Assets		
NAB Chq 16-595-8604	\$3,396.00	\$6,003.00
Vaulting High Interest	\$29,680.00	\$19,825.00
Trade Debtors	\$132.00	\$0.00
Fixed Assets		
Equipment		
Equipment at Cost	\$2,735.00	\$2,735.00
Equipment Accum Dep'n	(\$895.00)	(\$690.00)
Total Equipment	\$1,841.00	\$2,046.00
Computer Equipment		
Computer Equipment Original Co	\$1,308.00	\$1,308.00
Computer Equipment Accum Dep'n	(\$841.00)	(\$749.00)
Total Computer Equipment	\$467.00	\$559.00
Total Assets	\$35,516.00	\$28,432.00
Liabilities		
Current Liabilities		
GST Liabilities		
GST Collected	\$0.00	(\$429.00)
GST Paid	\$0.00	\$181.00
GST Liabilities		
GST Collected	\$959.00	\$709.00
GST Paid	(\$1,699.00)	(\$527.00)
Total GST Liabilities	(\$740.00)	\$183.00
Total Liabilities	(\$740.00)	(\$65.00)
Net Assets	\$36,256.00	\$28,498.00
Equity		
Partners' Equity		
Partner A		
Prior Year Adjustments	\$77.00	\$77.00
Retained Earnings	\$28,801.00	\$25,854.00
Current Earnings	\$7,758.00	\$2,947.00
Total Equity	\$36,636.00	\$28,878.00



CARRIAGE DRIVING QUEENSLAND

Report

The 2015 year was a great year for carriage driving with significant growth and development in Queensland. Outlined below are the key activities and achievements.

Ongoing membership growth has seen a number of new drivers get involved with activities and events at EQLD carriage driving clubs. It is great to see the "One Sport, One Membership" membership structure working well with many riders diversifying their interest in equestrian sport and getting involved in carriage driving. A new EQLD carriage driving club has also formed (Clermont Harness and Pleasure Club) and we are looking forward to supporting the growth of this club in 2016 and beyond.

Clubs have run a range of events in 2015 to cater for all levels of drivers from grass-roots level to high level competitors. Come and try days were run to provide opportunities for interested people to learn more about the sport and encourage new people to get involved in driving. Carriage driving clinics run by accredited EA coaches provided drivers several opportunities to improve their understandings and skills. A number of FEI 1* and 2* format competitive events were also run to cater for competitors from preliminary to advanced. These events continue to be very well supported by numerous local sponsors and community volunteers. A number of carriage driving displays to promote the sport were also a highlight this year with displays at the Brisbane CDI, Festival of Dressage and Total Equine Horse Expo.

EQLD and the carriage driving committee supported the training and development of EQLD drivers with Warwick & District Carriage Driving Club hosting two EQLD clinics on FEI carriage driving. Max Pearce (Chair NCDC, EA carriage driving official, Level 2 coach and coach educator) was flown up from NSW to run a clinic in March and another in July.

These clinics were very well attended and it was great to see the progress made by drivers during the year.

An increase in the number of EA carriage driving officials in QLD has been a significant achievement in 2015. There have been four new technical delegates and five new judges appointed, which triples the number of QLD officials. These new appointments will help grow the number and further improve the quality of carriage driving events in QLD.

The Driving Queensland committee is committed and eager to support carriage driving clubs, competitors and officials in 2016 to further progress all levels of participation in top quality driving events in Queensland.

DRIVING QUEENSLAND COMMITTEE




Photo: Claire Dillmann
Tor and Olivia van den Berge

Carriage Driving Queensland

PO Box 1358
Coorparoo DC Qld 4151

Profit & Loss [With Last Year]

January 2015 To December 2015

	This Year	Last Year
Income		
Grant	\$4,750.00	\$1,500.00
Clinics / Courses / Seminars	\$52.00	\$0.00
Nominations / Entries	\$331.00	\$0.00
Total Income	\$5,133.00	\$1,500.00
Gross Profit	\$5,133.00	\$1,500.00
Expenses		
Administration Costs	\$0.00	\$23.00
Depreciation	\$61.00	\$72.00
Trailer Registration	\$182.00	\$176.00
Development Fund	\$170.00	\$800.00
Event Expenses	\$545.00	\$0.00
Functions	\$0.00	\$142.00
Magazine / Newsletter	\$155.00	\$0.00
Total Expenses	\$1,113.00	\$1,213.00
Operating Profit	\$4,019.00	\$287.00
Total Other Income	\$0.00	\$0.00
Total Other Expenses	\$0.00	\$0.00
Net Profit/(Loss)	\$4,019.00	\$287.00

Carriage Driving Queensland

PO Box 1358
Coorparoo DC Qld 4151

Balance Sheet [Last Year Analysis]

December 2015

	This Year	Last Year
Assets		
Current Assets		
Cash On Hand		
NAB Cheque Account	\$7,024.00	\$2,977.00
Total Cash On Hand	\$7,024.00	\$2,977.00
Total Current Assets	\$7,024.00	\$2,977.00
Fixed Assets		
Equipment		
Equipment Original Cost	\$1,545.00	\$1,545.00
Equipment Accum Dep'n	(\$1,197.00)	(\$1,136.00)
Total Equipment	\$348.00	\$409.00
Total Fixed Assets	\$348.00	\$409.00
Total Assets	\$7,372.00	\$3,386.00
Liabilities		
Current Liabilities		
GST Liabilities		
GST Collected	\$27.00	\$0.00
GST Paid	(\$61.00)	(\$1.00)
Total GST Liabilities	(\$33.00)	(\$1.00)
Total Current Liabilities	(\$33.00)	(\$1.00)
Total Liabilities	(\$33.00)	(\$1.00)
Net Assets	\$7,406.00	\$3,387.00
Equity		
Retained Earnings	\$3,387.00	\$3,100.00
Current Year Earnings	\$4,019.00	\$287.00
Total Equity	\$7,406.00	\$3,387.00



Photo: Flash It Photography
Victoria Welch on Glogau

TREASURER'S REPORT

Amy McCabe



Financial Statements to 31 December 2015

I am pleased to report another good financial year for Equestrian Queensland. Consolidated revenue increased by 4% up to \$1,741,753 compared to \$1,672,899 in 2014, delivering a consolidated net surplus of \$73,010. This is less than the previous year but still well ahead of our forecast for 2015. A conscious decision was made last year to invest money back into the sport, which we believe is reflected in our 2015 trading result.

It should also be noted that our consolidated Profit & Loss statement show an increase in Employee benefits from \$349,203 to \$456,636. The increase can partially be attributed to a decision to reclassify the costs of engaging Red Shed Business Advisors from Administration to Employee benefits. This was done to better reflect their role as a part of the team in managing Equestrian Queensland's internal finance function. The balance of the increase can be attributed to 2014 being an extraordinary year without a CEO for several months and the commencement of the reception and communications position in April 2015.

Byron's Chartered Accountants were also reappointed this year to conduct their second consecutive annual audit for Equestrian Queensland.

Cash at Bank at 31 December 2015 was \$629,260, up from \$530,132 from the year before. It is reassuring to see that the positive trading result has translated into increased cash reserves.

As a result of Equestrian Queensland's commitment to reinvest money back into the sport we have budgeted for a smaller trading surplus in 2016.

AMY McCABE
EQUESTRIAN QUEENSLAND TREASURER

Equestrian Queensland Consolidated

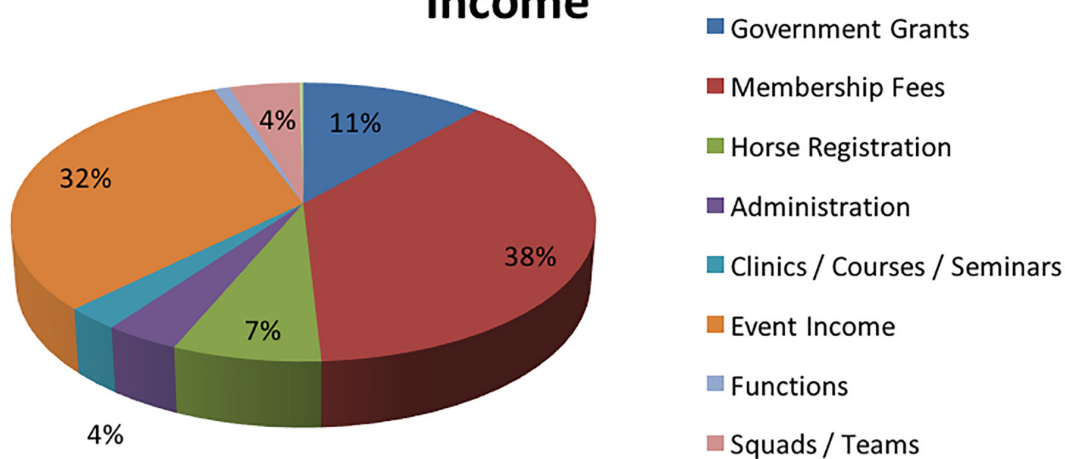
PO Box 1358
Coorparoo DC Qld 4151

Profit & Loss [With Last Year]

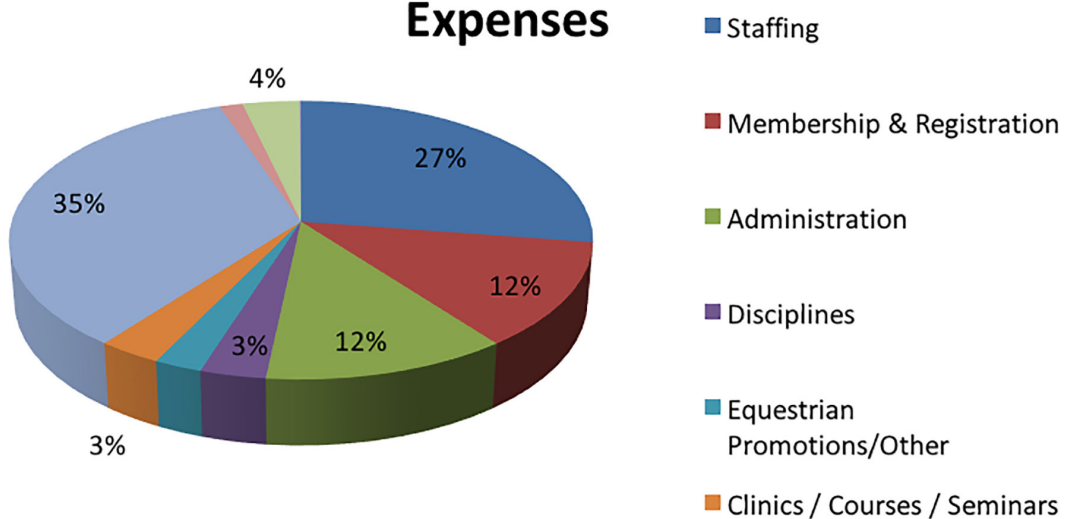
January 2015 To December 2015

	This Year	Last Year
INCOME		
Government Grants	\$200,000.00	\$200,000.00
Membership Fees	\$655,821.00	\$651,052.00
Horse Registration	\$126,167.00	\$115,826.00
Administration	\$63,695.00	\$88,702.00
Clinics / Courses / Seminars	\$46,198.00	\$58,776.00
Event Income	\$551,175.00	\$518,688.00
Functions	\$17,526.00	\$25,239.00
Squads / Teams	\$76,679.00	\$11,480.00
Other	\$4,492.00	\$3,136.00
Total INCOME	\$1,741,753.00	\$1,672,899.00
Total Cost of Sales	\$0.00	\$0.00
Gross Profit	\$1,741,753.00	\$1,672,899.00
EXPENSES		
Staffing	\$456,636.00	\$349,203.00
Membership & Registration	\$205,416.00	\$193,107.00
Administration	\$200,417.00	\$249,384.00
Disciplines	\$53,876.00	\$48,871.00
Equestrian Promotions/Other	\$39,159.00	\$29,685.00
Clinics / Courses / Seminars	\$52,113.00	\$51,018.00
Event Expenses	\$575,343.00	\$549,187.00
Functions	\$24,402.00	\$23,416.00
Squads / Teams	\$59,530.00	\$70,335.00
Other	\$1,851.00	\$2,175.00
Total EXPENSES	\$1,668,743.00	\$1,566,381.00
Operating Profit	\$73,010.00	\$106,518.00
Net Profit/(Loss)	\$73,010.00	\$106,518.00

Income



Expenses



Equestrian Queensland Inc

PO Box 1358
Coorparoo DC Qld 4151

Balance Sheet [Last Year Analysis]

December 2015

	This Year	Last Year
Assets		
Current Assets		
Total Cash On Hand	\$629,260.00	\$530,132.00
Trade Debtors	\$10,065.00	\$11,251.00
Prepayments	\$25,130.00	\$8,490.00
Inventory	\$13,727.00	\$0.00
Total Current Assets	\$678,182.00	\$549,873.00
Property & Equipment		
Equipment at Cost	\$249,070.00	\$237,129.00
Equipment Accum Dep'nc	(\$122,681.00)	(\$110,518.00)
Total Property & Equipment	\$126,389.00	\$126,611.00
Total Assets	\$804,571.00	\$676,484.00
Liabilities		
Current Liabilities		
Trade Creditors	\$40,506.00	\$31,785.00
Employee Benefits - Annual	\$30,321.00	\$23,179.00
Employee Benefits - LSL	\$12,983.00	\$16,151.00
Total Unearned Revenue (Memberships)	\$117,740.00	\$82,621.00
Total Current Liabilities	\$201,550.00	\$153,736.00
Non-Current Liabilities		
Employee Benefits - LSL	\$7,263.00	\$0.00
Total Non-Current Liabilities	\$7,263.00	\$0.00
Total Liabilities	\$208,813.00	\$153,736.00
Net Assets	\$595,758.00	\$522,748.00
Equity		
Retained Earnings	\$522,748.00	\$416,230.00
Current Year Earnings	\$73,010.00	\$106,518.00
Total Equity	\$595,758.00	\$522,748.00



EQUESTRIAN QUEENSLAND INC.
FINANCIAL STATEMENTS
FOR THE YEAR ENDED 31 DECEMBER 2015

INDEX

Page	1 – 2	Independent Audit Report to the Members
	3	Statement by the Committee
	4	Statement of Profit or Loss and Other Comprehensive Income
	5	Statement of Financial Position
	6	Statement of Cash Flows
	7	Statement of Changes in Equity
	8 - 12	Notes to and Forming Part of the Financial Statements

Report on the Financial Report

We have audited the accompanying financial report, being a special purpose financial report of Equestrian Queensland Inc. (the Association), which comprises the statement of financial position as at 31 December 2015, the statement of profit or loss and other comprehensive income, statement of changes in equity and statement of cash flows for the year then ended, notes comprising a summary of significant accounting policies and other explanatory information, and the statement by members of the Committee.

Committee's Responsibility for the Financial Report

The Committee of the Association is responsible for the preparation of the financial report, and have determined that the basis of preparation described in Note 1, is appropriate to meet the requirements of the Associations Incorporation Act (Qld) 1981 and is appropriate to meet the needs of the members. The Committee's responsibility also includes such internal control as the Committee determines is necessary to enable the preparation of a financial report that is free from material misstatement, whether due to fraud or error.

Auditor's Responsibility

Our responsibility is to express an opinion on the financial report based on our audit. We have conducted our audit in accordance with Australian Auditing Standards. Those standards require that we comply with relevant ethical requirements relating to audit engagements and plan and perform the audit to obtain reasonable assurance whether the financial report is free from material misstatement.

An audit involves performing procedures to obtain audit evidence about the amounts and disclosures in the financial report. The procedures selected depend on the auditor's judgement, including the assessment of the risks of material misstatement of the financial report, whether due to fraud or error. In making those risk assessments, the auditor considers internal control relevant to the entity's preparation of the financial report that gives a true and fair view in order to design audit procedures that are appropriate in the circumstances, but not for the purpose of expressing an opinion on the effectiveness of the entity's internal control. An audit also includes evaluating the appropriateness of accounting policies used and the reasonableness of accounting estimates made by the Committee, as well as evaluating the overall presentation of the financial report.

We believe that the audit evidence we have obtained is sufficient and appropriate to provide a basis for our audit opinion.

Auditor's Opinion

In our opinion, the financial report presents fairly, in all material respects, the financial position of Equestrian Queensland Inc. as at 31 December 2015, and of its financial performance and its cash flows for the year ended in accordance with the financial reporting requirements of the Associations Incorporations act (QLD) 1981 and the accounting policies described in Note 1 to the financial statements.

Basis of accounting

Without modifying our opinion, we draw attention to Note 1 to the financial report, which describes the basis of accounting. The financial report has been prepared to assist Equestrian Queensland Inc. to meet the requirements of the Associations Incorporations Act (QLD) 1981. As a result, the financial report may not be suitable for another purpose.



Elizabeth Perez
Partner - Auditor
Date - 11 March 2016



The committee has determined that the Association is not a reporting entity and that this special purpose financial report should be prepared in accordance with the accounting policies outlined in Note 1 to the financial statements.

In the opinion of the members of the Committee:

- a) The accompanying statement of profit or loss and other comprehensive income is drawn up so as to give a true and fair view of the results of the Association for the year ended 31 December 2015;
- b) The accompanying statement of financial position is drawn up so as to give a true and fair view of the state of affairs of the Association as at 31 December 2015; and
- c) At the date of this statement, there are reasonable grounds to believe that the Association will be able to pay its debts as and when they fall due.

This statement is made in accordance with a resolution of the committee and is signed for and on behalf of the committee by:



David Finch
Chairman - Equestrian Queensland
Date – 3 February 2016

EQUESTRIAN QUEENSLAND INC
STATEMENT OF PROFIT OR LOSS AND OTHER COMPREHENSIVE INCOME
FOR THE YEAR ENDED 31 DECEMBER 2015

		2015	2014
		\$	\$
Revenue	2	1,741,753	1,672,899
Expenses	3	(1,668,743)	(1,566,381)
Net Surplus		<u>73,010</u>	<u>106,518</u>
Other comprehensive income		<u>-</u>	<u>-</u>
Total comprehensive income for the period		<u>73,010</u>	<u>106,518</u>

EQUESTRIAN QUEENSLAND INC.
STATEMENT OF FINANCIAL POSITION
AS AT 31 DECEMBER 2015

	Notes	2015 \$	2014 \$
CURRENT ASSETS			
Cash and Cash Equivalents		629,260	530,132
Trade and other receivables	4	10,065	11,251
Prepayments		25,130	8,490
		<u>13,727</u>	
TOTAL CURRENT ASSETS		<u>678,182</u>	<u>549,873</u>
NON – CURRENT ASSETS			
Plant and equipment	5	126,389	126,611
TOTAL ASSETS		<u>804,571</u>	<u>676,484</u>
CURRENT LIABILITIES			
Trade and other payables		40,506	31,785
Unearned income	6	117,740	82,621
Employees entitlements – annual leave		30,321	23,179
Employees entitlements – long service leave		12,983	16,151
TOTAL CURRENT LIABILITIES		<u>201,550</u>	<u>153,736</u>
NON – CURRENT LIABILITIES			
Employees entitlements – long service leave		7,263	-
TOTAL LIABILITIES		<u>208,813</u>	<u>153,736</u>
NET ASSETS		<u>595,758</u>	<u>522,748</u>
EQUITY			
Accumulated surplus		<u>595,758</u>	<u>522,748</u>

EQUESTRIAN QUEENSLAND INC.**STATEMENT OF CASH FLOWS
FOR THE YEAR ENDED 31 DECEMBER 2015**

	Notes	2015 \$	2014 \$
CASH FLOWS FROM OPERATING ACTIVITIES			
Receipts from members and grants from government		1,778,058	1,574,430
Payments to suppliers		(1,656,773)	(1,562,740)
Interest Received		11,062	11,334
Net cash (used in) generated from operating activities	7	<u>132,347</u>	<u>23,024</u>
CASH FLOW FROM INVESTING ACTIVITIES			
Purchase of property, plant and equipment		(33,219)	(33,943)
Net cash used in investing activities		<u>(33,219)</u>	<u>(33,943)</u>
Net (decrease) increase in cash and cash equivalents held		99,128	(10,919)
Cash and cash equivalents at the beginning of the year		<u>530,132</u>	<u>541,051</u>
Cash and cash equivalents at the end of the year		<u>629,260</u>	<u>530,132</u>

EQUESTRIAN QUEENSLAND INC.

**STATEMENT OF CHANGES IN EQUITY
FOR THE YEAR ENDED 31 DECEMBER 2015**

Accumulated surplus	\$
Balance 31 December 2013	416,230
Comprehensive income for the year	106,518
	<hr/>
	522,748
Balance 31 December 2014	
Comprehensive income for the year	73,010
	<hr/>
Balance 31 December 2015	<hr/> 595,758 <hr/>

**NOTES TO AND FORMING PART OF THE FINANCIAL STATEMENTS
FOR THE YEAR ENDED 31 DECEMBER 2015**

1. SUMMARY OF SIGNIFICANT ACCOUNTING POLICIES

These financial statements are special purpose financial statements prepared in order to satisfy the financial report requirements of the *Associations Incorporations Act (QLD) 1981*. The Committee has determined that the Association is not a reporting entity.

The financial statements have been prepared on an accruals basis and are based on historic costs and do not take into account changing money values or, except where specifically stated, current valuations of non-current assets.

The following significant accounting policies, which are consistent with the previous period unless stated otherwise, have been adopted in the preparation of these financial statements.

a) *Plant and equipment*

Plant and equipment is carried at cost less, where applicable, any accumulated depreciation.

Depreciation

Depreciation has been charged on plant and equipment at rates assessed to match the cost of each of the assets over their economic life. Depreciation rates vary from 10% to 30% and are applied on a diminishing value basis.

The assets' residual values and useful lives are reviewed, and adjusted if appropriate, at the end of each reporting period.

Gains and losses on disposals are determined by comparing proceeds with the carrying amount. These gains or losses are included in the statement of profit or loss and other comprehensive income.

b) *Cash and cash equivalents*

For purposes of the statement of cash flows, cash includes deposits at call which are readily convertible to cash on hand and which are used in the cash management function on a day to day basis, net of outstanding bank overdrafts.

c) *Financial instruments*

Recognition

Financial instruments are initially measured at cost on trade date, which includes transaction costs, when the related contractual rights or obligations exist. Subsequent to initial recognition these instruments are measured as set out below:

Financial assets at fair value through profit and loss

A financial asset is classified in this category if acquired principally for the purpose of selling in the short term or if so designated by management. Derivatives are also categorised as held for trading unless they are designated as hedges. Realised and unrealised gains and losses arising from changes in the fair value of these assets are included in the statement of profit or loss and other comprehensive income.

Loans and receivables

Loans and receivables are non – derivative financial assets with fixed or determinable payments that are not quoted in an active market and are stated at amortised cost using the effective interest rate method.

Held – to – maturity investments

These investments have fixed maturities, and it is the entity's intention to hold these investments to maturity. Any held – to – maturity investments held by the entity are stated at amortised cost using the effective interest rate method.

Available – for – sale financial assets

Available – for – sale financial assets include any financial assets not included in the above categories. Available – for – sale financial assets are reflected at fair value. Unrealised gains and losses arising from changes in fair value are recognised as other comprehensive income.

Financial liabilities

Non – derivative financial liabilities are recognised at amortised cost, comprising original debt less principal payments and amortisation.

Fair Value

Fair value is determined based on current bid prices for all quoted investments. Valuation techniques are applied to determine the fair value for all unlisted securities, including recent arm's length transactions, reference to similar instruments and option pricing models.

Impairment

At the end of each reporting period, the entity assesses whether there is objective evidence that a financial instrument has been impaired. In the case of available – for sale financial instruments, a prolonged decline in the value of the instrument is considered to determine whether impairment has arisen. Impairment losses are recognised in the statement of profit or loss and other comprehensive income.

d) Impairment of assets

At the end of each reporting period, the entity reviews the carrying values of its tangible and intangible assets to determine whether there is any indication that those assets have been impaired. If such an indication exists, the recoverable amount of the asset, being the higher of the asset's fair value less costs to sell and value in use, is compared to the asset's carrying value. Any excess of the asset's carrying value over its recoverable amount is expensed to the statement of profit or loss and other comprehensive income.

Impairment testing is performed annually for goodwill and intangible assets with indefinite lives.

Where it is not possible to estimate the recoverable amount of an individual asset, the entity estimates the recoverable amount of the cash – generating unit to which the asset belongs.

e) Income Tax

No provision is made for income tax as the Committee considers the Association to be exempt from income tax pursuant to Section 50.5 of *The Income Tax Assessment Act 1997*.

f) Employee entitlements

Liabilities for wages, salaries and annual leave are recognised, and are measured as the amount unpaid at the reporting date at current pay rates in respect of employees' services up to that date.

A liability for long service leave is recognised, and its measured as the value of unconditional entitlements in respect of service periods exceeding five years, at pay rates applicable at the end of each reporting period.

g) *Revenue*

Revenue is measured at the fair value of the consideration received or receivable.

Interest revenue is recognised using the effective interest rate method.

Membership income is recognised as revenue over the membership period. Unearned membership income in the statement of financial position represents amounts collected for memberships which have not yet been earned.

Grant income received from Government is brought to account when received except where unspent amounts are refundable, in which case the funding is recognised over the period of expenditure.

h) *Goods and Services Tax (GST)*

Revenues, expenses and assets are recognised net of the amount of GST, except where the amount of GST incurred is not recoverable from the Australian Taxation Office. In these circumstances the GST is recognised as part of the cost of acquisition of the asset or as part of an item of the expense. Receivables and payables in the statement of financial positions are shown inclusive of GST.

Cash flows are presented in the statement of cash flows on a gross basis, except for the GST component of investing and financing activities, which are disclosed as operating cash flows.

i) *Adoption of New and revised Accounting Standards*

There are no accounting standards issued between the previous financial statements and the current reporting date that have a material impact in the Association.

Critical estimates and judgements

The committee evaluate estimates and judgements incorporated into the financial report based on historical knowledge and best available current information. Estimates assume a reasonable expectation of future events and are based on current trends and economic data, obtained externally and within the Association.

There were no significant estimates or judgements used by the committee in the preparation of these financial statements.

EQUESTRIAN QUEENSLAND INC.

NOTES TO AND FORMING PART OF THE FINANCIAL STATEMENTS FOR THE YEAR ENDED 31 DECEMBER 2015

		2015	2014
		\$	\$
2. REVENUE			
Queensland Government Grant	(9)	200,000	200,000
Equestrian Queensland		824,187	809,695
Carriage Driving Queensland		5,133	1,500
Dressage Queensland		387,872	397,744
Eventing Queensland		46,963	34,804
Show Horse Queensland		42,374	31,798
Show jumping Queensland		103,772	109,105
Vaulting Queensland		42,347	8,086
Interschool Queensland		221,468	160,942
		<u>1,874,116</u>	<u>1,753,674</u>
Less: inter-discipline transactions		<u>(132,363)</u>	<u>(80,775)</u>
Total Revenue		<u>1,741,753</u>	<u>1,672,899</u>
3. EXPENSES			
Administration expenses		166,977	211,328
Depreciation		33,440	20,969
Employee benefits expenses		456,636	349,203
Membership and horse registration expenses		205,416	202,708
Event expenses		599,745	572,602
Other		206,529	209,571
		<u>1,668,743</u>	<u>1,566,381</u>
Total Expenses		<u>1,668,743</u>	<u>1,566,381</u>
Expenditure has been incurred by the various disciplines as follows:			
Equestrian Queensland		993,687	895,389
Carriage Driving Queensland		1,114	1,213
Dressage Queensland		391,381	366,382
Eventing Queensland		45,823	39,349
Show horse Queensland		38,426	23,204
Show jumping Queensland		96,770	117,406
Vaulting Queensland		34,589	5,140
Interschool Queensland		199,316	199,073
		<u>1,801,106</u>	<u>1,647,156</u>
Less: inter-discipline transactions		<u>(132,363)</u>	<u>(80,775)</u>
		<u>1,668,743</u>	<u>1,566,381</u>

EQUESTRIAN QUEENSLAND INC.

**NOTES TO AND FORMING PART OF THE FINANCIAL STATEMENTS
FOR THE YEAR ENDED 31 DECEMBER 2015**

	2015 \$	2014 \$
4. TRADE AND OTHER RECEIVABLES		
Trade and other receivables	10,065	11,251
Less: provision for impaired debts	-	-
	<u>10,065</u>	<u>11,251</u>
5. PLANT AND EQUIPMENT		
Cost	249,070	237,129
Less: accumulated depreciation	(122,681)	(110,518)
Total plant and equipment	<u>126,389</u>	<u>126,611</u>
6. UNEARNED INCOME		
Unearned membership income	117,740	82,621
Unearned sponsorship	-	-
	<u>117,740</u>	<u>82,621</u>
7. RECONCILIATION OF CASH FLOWS FROM OPERATING ACTIVITIES WITH NET SURPLUS		
Net Surplus	73,010	106,252
Non – cash flows items		
Depreciation	19,568	20,969
Write off of equipment	13,873	7,337
Increase (decrease) in provision for bad debts	-	(11,951)
Changes in assets and liabilities		
(Increase) Decrease in trade receivables and prepayments	(15,454)	12,909
(Decrease) Increase in trade and other payables	8,721	15,759
Increase (Decrease) increase in unearned income	35,119	(89,648)
(Decrease) Increase in accrued employee entitlements	11,237	(38,603)
(Increase) Decrease increase in inventory	(13,727)	-
Cash flows from operating activities	<u>132,347</u>	<u>23,024</u>
8. OPERATING LEASE COMMITMENTS		
Non – cancellable operating leases contracted for but not recognised in the financial statements		
Payable – minimum lease payments		
Not later than 12 months	18,060	30,019
Between 12 months and five years	-	-
	<u>18,060</u>	<u>30,019</u>
The property and equipment leases are both non-cancellable leases with a one-year term and three-year term respectively.		
9. GOVERNMENT GRANTS		
Grant received from State of Queensland (1)	200,000	200,000
	<u>200,000</u>	<u>200,000</u>

(1) This grant is through the Department of National Parks, Recreation, Sport and Racing. It represents 11.5% of total revenue for 2015. (2014: 12%)



Photo: Flash It Photography
Jayden Brown on Furst Friedrich



@DressageQLD

#dressageqld



@JumpingQLD

#jumpingqld



@EventingQLD

#eventingqld



@InterschoolQLD

#interschoolqld



@ShowhorseQLD

#showhorse3qld



@VaultingQLD

#vaultingqld



@CarriageDrivingQLD

#carriagedrivingqld



**EQUESTRIAN
QUEENSLAND**



**Queensland
Government**

The Queensland Government provided \$600,000 to Equestrian Queensland under the Queensland Sport and Recreation Industry Development Program 2014-2016 to increase Queenslanders participation in sport and recreation activities.

PO Box 1358 Coorparoo DC 4151

Phone: (07) 3890 6611 Fax: (07) 3891 3088

Email: enquiries@equestrianqld.com.au

[@equestrianqld](#) qld.equestrian.org.au [#equestrianqld](#)